



WICKED STOCKS

DIRECTIONAL CLARITY FOR THE ACTIVE INVESTOR



Support and Resistance

215.80 ** multi-wk contain UP**

- 212.56 * minor
- 209.44 * minor
- 206.27 * minor

202.62 * session containment

- 200.84 * minor
- 197.97 * minor
- 194.07 * minor

192.74 * session containment UP

- 190.61 * minor
- 188.07 * minor
- 184.68 * intra-day containment
- 181.47 * minor
- 179.50 * minor

177.25 ** multi-week contain**

173.28 ** multi-week contain**

- 171.54 * (1% below 173.28)
- 170.40 * intra-day containment
- 169.51 * minor
- 166.52 * minor

163.91 * session containment

O= 184.26
 H= 184.68
 L= 175.01
 L= 181.02
 Δ= -6.89

Tesla, Inc (TSLA) - weekly bar chart

414.49 Nov 2021 ATH



500.00
 450.00
 400.00
 350.00
 300.00
 250.00
 200.00
 150.00
 100.00

Support and Resistance

215.80 ** multi-wk contain UP**

- 212.56 * minor
- 209.44 * minor
- 206.27 * minor

202.62 * session containment

- 200.84 * minor
- 197.97 * minor
- 194.07 * minor

192.74 * session containment UP

- 190.61 * minor
- 188.07 * minor
- 184.68 * intra-day containment
- 181.47 * minor
- 179.50 * minor

177.25 ** multi-week contain**

173.28 ** multi-week contain**

- 171.54 * (1% below 173.28)
- 170.40 * intra-day containment
- 169.51 * minor
- 166.52 * minor

163.91 * session containment

181.02



O= 184.26
 H= 184.68
 L= 175.01
 Δ= -6.89

Tesla, Inc (TSLA) - weekly bar chart



Support and Resistance

215.80 ** multi-wk contain UP**

- 212.56 * minor
- 209.44 * minor
- 206.27 * minor

202.62 * session containment

- 200.84 * minor
- 197.97 * minor
- 194.07 * minor

192.74 * session containment UP

- 190.61 * minor
- 188.07 * minor
- 184.68 * intra-day containment
- 181.47 * minor
- 179.50 * minor

177.25 ** multi-week contain**

173.28 ** multi-week contain**

- 171.54 * (1% below 173.28)
- 170.40 * intra-day containment
- 169.51 * minor
- 166.52 * minor

163.91 * session containment



O= 184.26
 H= 184.68
 L= 175.01
 L= 181.02
 Δ= -6.89

Tesla, Inc (TSLA) - weekly bar chart



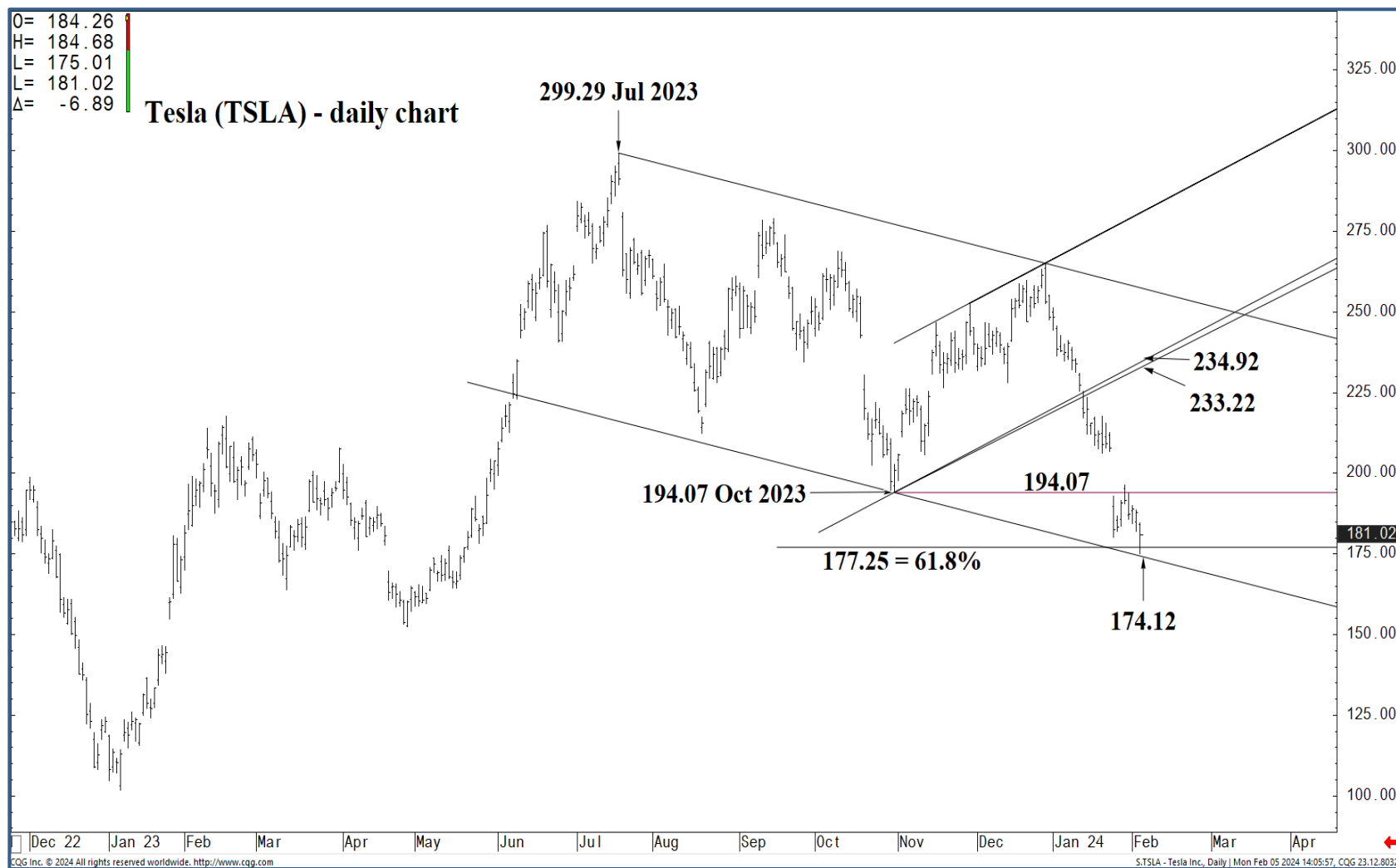
Support and Resistance

- 215.80 **** multi-wk contain UP**
- 212.56 * minor
- 209.44 * minor
- 206.27 * minor
- 202.62 * session containment**
- 200.84 * minor
- 197.97 * minor
- 194.07 * minor
- 192.74 * session containment UP**
- 190.61 * minor
- 188.07 * minor
- 184.68 * intra-day containment
- 181.47 * minor
- 179.50 * minor
- 177.25 **** multi-week contain**
- 173.28 **** multi-week contain**
- 171.54 * (1% below 173.28)
- 170.40 * intra-day containment
- 169.51 * minor
- 166.52 * minor
- 163.91 * session containment**



O= 184.26
 H= 184.68
 L= 175.01
 C= 181.02
 Δ= -6.89

Tesla (TSLA) - daily chart



Support and Resistance

- 215.80 **** multi-wk contain UP**
- 212.56 * minor
- 209.44 * minor
- 206.27 * minor
- 202.62 * session containment**
- 200.84 * minor
- 197.97 * minor
- 194.07 * minor
- 192.74 * session containment UP**
- 190.61 * minor
- 188.07 * minor
- 184.68 * intra-day containment
- 181.47 * minor
- 179.50 * minor
- 177.25 **** multi-week contain**
- 173.28 **** multi-week contain**
- 171.54 * (1% below 173.28)
- 170.40 * intra-day containment
- 169.51 * minor
- 166.52 * minor
- 163.91 * session containment**



O= 184.26
 H= 184.68
 L= 175.01
 L= 181.02
 Δ= -6.89

Tesla (TSLA) - daily chart



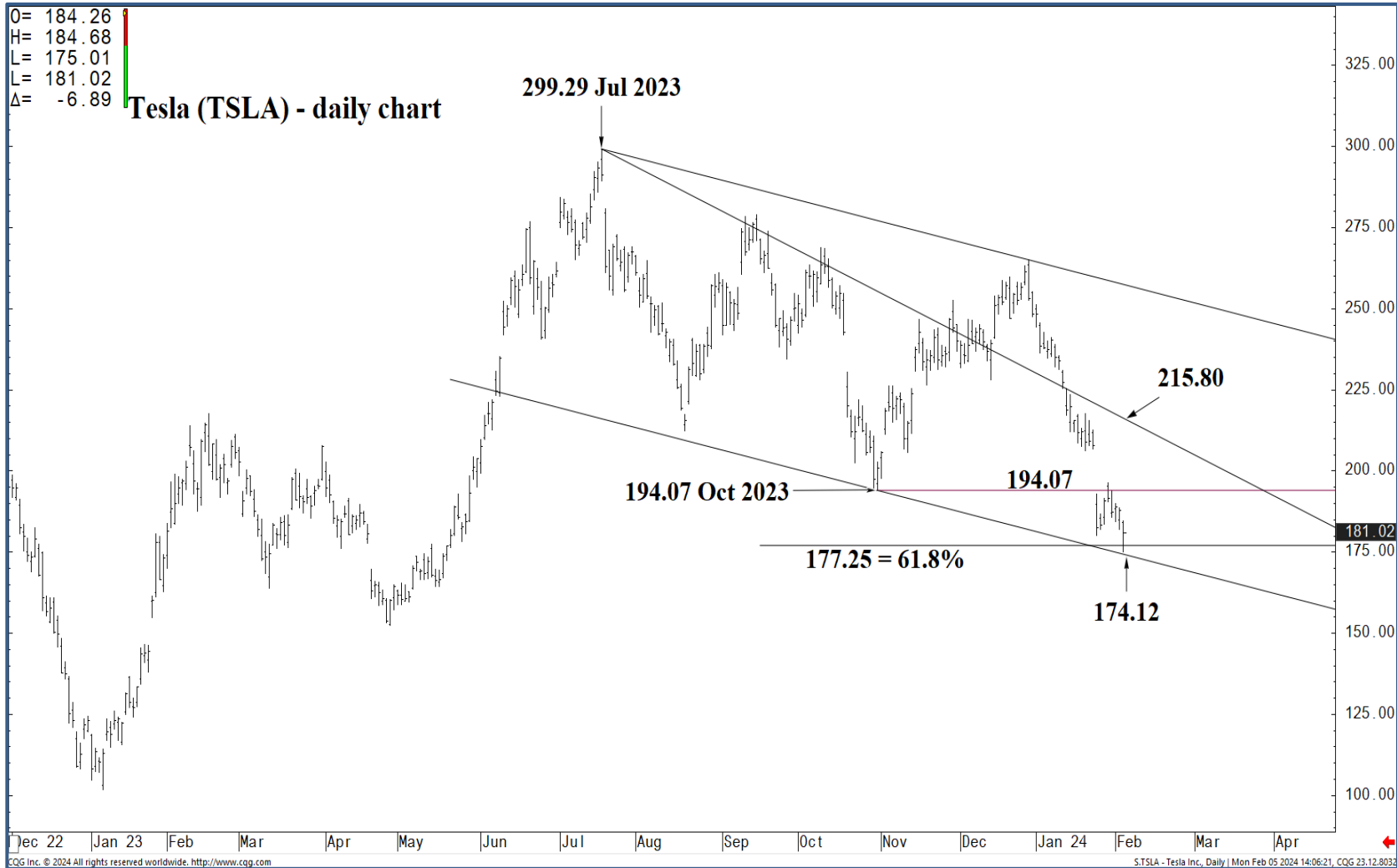
Support and Resistance

- 215.80 **** multi-wk contain UP**
- 212.56 * minor
- 209.44 * minor
- 206.27 * minor
- 202.62 * session containment**
- 200.84 * minor
- 197.97 * minor
- 194.07 * minor
- 192.74 * session containment UP**
- 190.61 * minor
- 188.07 * minor
- 184.68 * intra-day containment
- 181.47 * minor
- 179.50 * minor
- 177.25 **** multi-week contain**
- 173.28 **** multi-week contain**
- 171.54 * (1% below 173.28)
- 170.40 * intra-day containment
- 169.51 * minor
- 166.52 * minor
- 163.91 * session containment**



O= 184.26
 H= 184.68
 L= 175.01
 C= 181.02
 Δ= -6.89

Tesla (TSLA) - daily chart



Support and Resistance

215.80 ** multi-wk contain UP**

- 212.56 * minor
- 209.44 * minor
- 206.27 * minor

202.62 * session containment

- 200.84 * minor
- 197.97 * minor
- 194.07 * minor

192.74 * session containment UP

- 190.61 * minor
- 188.07 * minor
- 184.68 * intra-day containment
- 181.47 * minor
- 179.50 * minor

177.25 ** multi-week contain**

173.28 ** multi-week contain**

- 171.54 * (1% below 173.28)
- 170.40 * intra-day containment
- 169.51 * minor
- 166.52 * minor

163.91 * session containment



O= 184.26
 H= 184.68
 L= 175.01
 Δ= -6.89

299.29 Jul 2023

Tesla (TSLA) - daily chart



320.00
 300.00
 280.00
 260.00
 240.00
 220.00
 200.00
 180.00
 160.00

Support and Resistance

215.80 ** multi-wk contain UP**

- 212.56 * minor
- 209.44 * minor
- 206.27 * minor

202.62 * session containment

- 200.84 * minor
- 197.97 * minor
- 194.07 * minor

192.74 * session containment UP

- 190.61 * minor
- 188.07 * minor
- 184.68 * intra-day containment
- 181.47 * minor
- 179.50 * minor

177.25 ** multi-week contain**

173.28 ** multi-week contain**

- 171.54 * (1% below 173.28)
- 170.40 * intra-day containment
- 169.51 * minor
- 166.52 * minor

163.91 * session containment

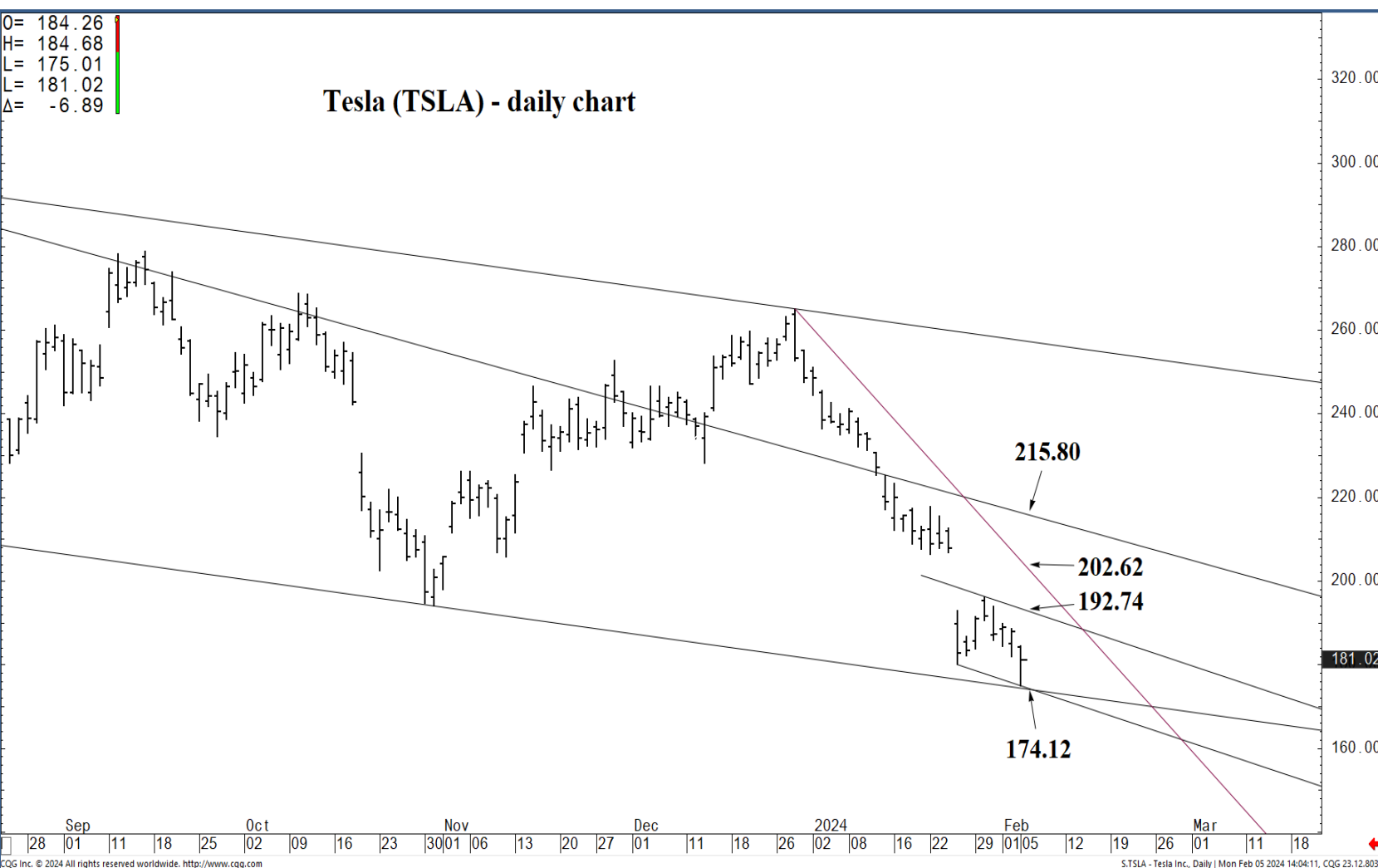
Jun 23 Jul Aug Sep Oct Nov Dec Jan 24 Feb Mar

© 2024 All rights reserved worldwide. http://www.cqg.com S:TSLA - Tesla Inc., Daily | Mon Feb 05 2024 14:04:47, CQG 23.12.8032



O= 184.26
 H= 184.68
 L= 175.01
 Δ= -6.89

Tesla (TSLA) - daily chart



Support and Resistance

- 215.80** **** multi-wk contain UP
- 212.56 * minor
- 209.44 * minor
- 206.27 * minor
- 202.62** * session containment
- 200.84 * minor
- 197.97 * minor
- 194.07 * minor
- 192.74** * session containment UP
- 190.61 * minor
- 188.07 * minor
- 184.68 * intra-day containment
- 181.47 * minor
- 179.50 * minor
- 177.25** **** multi-week contain
- 173.28** **** multi-week contain
- 171.54 * (1% below 173.28)
- 170.40 * intra-day containment
- 169.51 * minor
- 166.52 * minor
- 163.91** * session containment

CGG Inc. © 2024 All rights reserved worldwide. <http://www.cgg.com>

S:TSLA - Tesla Inc., Daily | Mon Feb 05 2024 14:04:11, CGG 23-12-8032

