



WICKED STOCKS

DIRECTIONAL CLARITY FOR THE ACTIVE INVESTOR



Support and Resistance

197.54 ** multi-week contain**
195.56 ** multi-week contain**

195.18 * minor
 194.34 * intra-day containment
 193.78 * minor
 193.11 * minor

190.76 * weekly containment**

189.99 * minor
 188.65 * minor

187.27 * session containment

186.20 * minor
 185.06 * minor
 183.59 * intra-day containment
 182.25 * minor

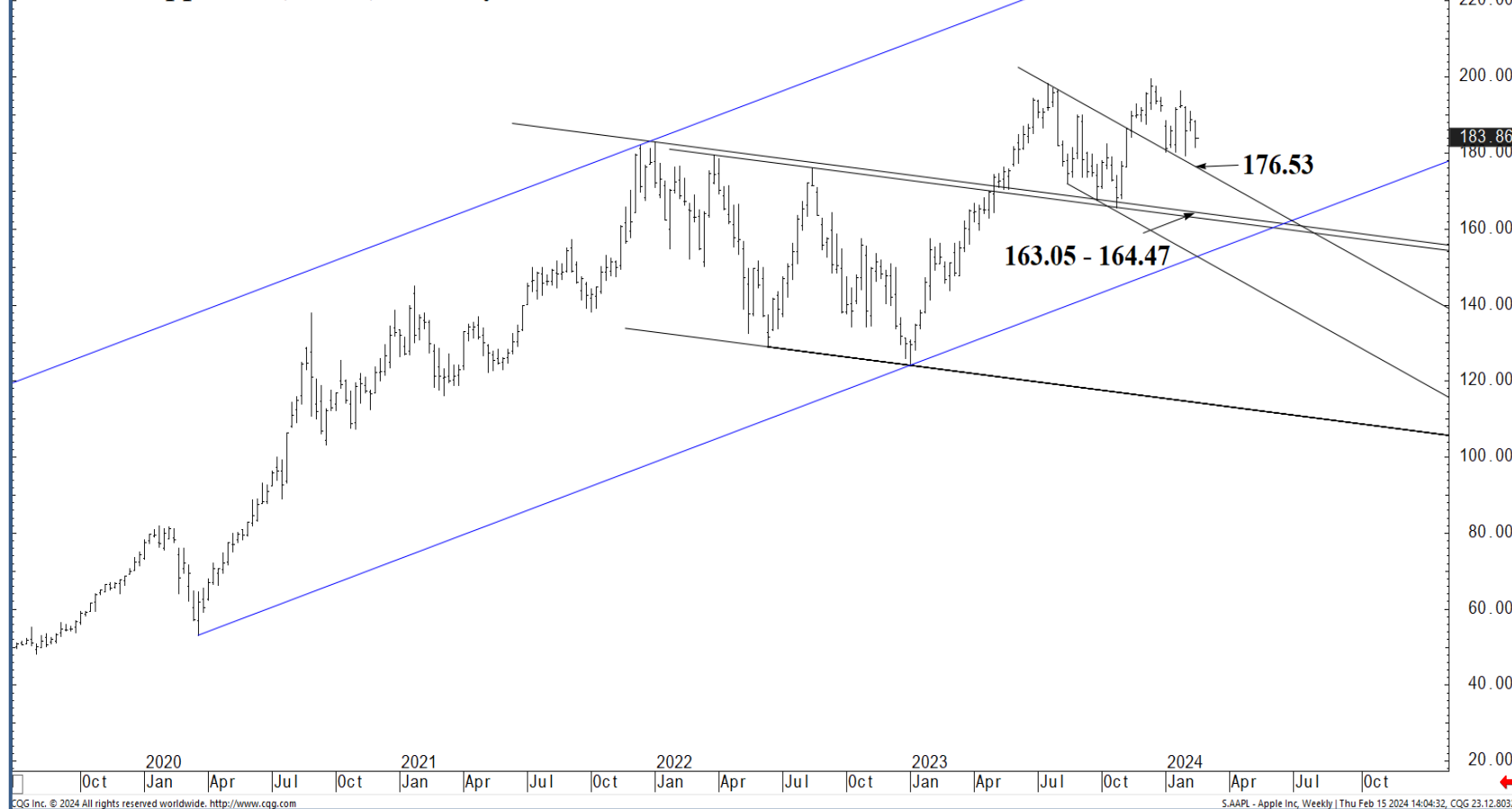
181.91 * weekly containment UP**

181.22 * minor
 180.60 * minor
 179.25 * intra-day containment
 178.64 * minor
 177.78 * minor

176.56 ** multi-week contain**
176.53 ** multi-wk contain UP**
175.45 ** multi-wk contain DP**

O= 183.55
 H= 184.49
 L= 181.35
 Δ= -0.29

Apple Inc (AAPL) - weekly bar chart



- ### Support and Resistance
- 197.54 **** multi-week contain**
 - 195.56 **** multi-week contain**
 - 195.18 * minor
 - 194.34 * intra-day containment
 - 193.78 * minor
 - 193.11 * minor
 - 183.86**
 - 190.76 *** weekly containment**
 - 189.99 * minor
 - 188.65 * minor
 - 187.27 * session containment**
 - 186.20 * minor
 - 185.06 * minor
 - 183.59 * intra-day containment
 - 182.25 * minor
 - 181.91 *** weekly containment UP**
 - 181.22 * minor
 - 180.60 * minor
 - 179.25 * intra-day containment
 - 178.64 * minor
 - 177.78 * minor
 - 176.56 **** multi-week contain**
 - 176.53 **** multi-wk contain UP**
 - 175.45 **** multi-wk contain DP**

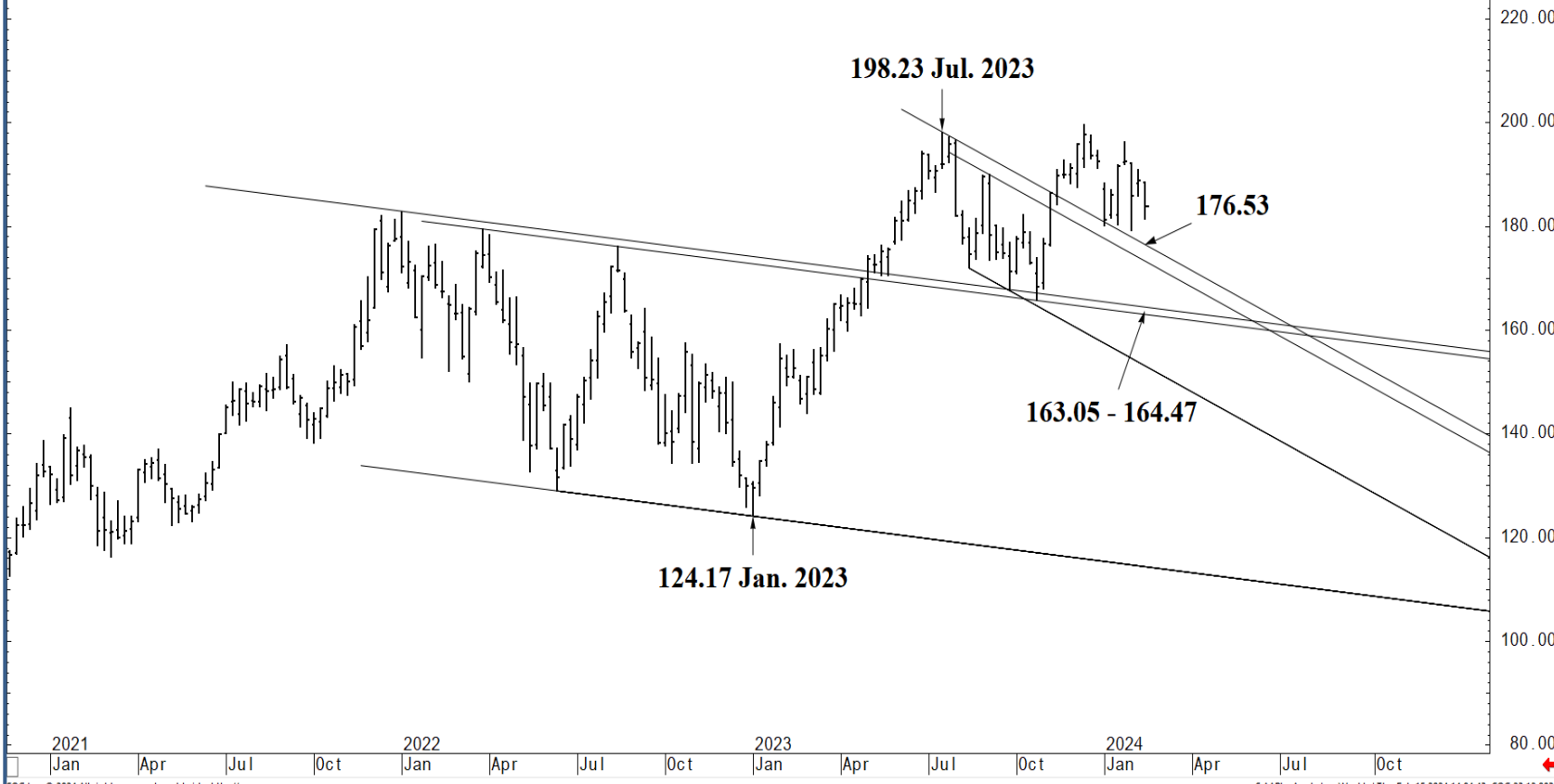
CGG Inc. © 2024 All rights reserved worldwide. <http://www.cgg.com>

S:AAPL - Apple Inc. Weekly | Thu Feb 15 2024 14:04:32, CQG 23.12.8032



O= 183.55
 H= 184.49
 L= 181.35
 L= 183.86
 Δ= -0.29

Apple Inc (AAPL) - weekly bar chart



Support and Resistance

197.54 ** multi-week contain**
195.56 ** multi-week contain**

195.18 * minor
 194.34 * intra-day containment
 193.78 * minor
 193.11 * minor

190.76 * weekly containment**

189.99 * minor
 188.65 * minor

187.27 * session containment

186.20 * minor
 185.06 * minor
 183.59 * intra-day containment
 182.25 * minor

181.91 * weekly containment UP**

181.22 * minor
 180.60 * minor
 179.25 * intra-day containment
 178.64 * minor
 177.78 * minor

176.56 ** multi-week contain**
176.53 ** multi-wk contain UP**
175.45 ** multi-wk contain DP**



O= 183.55
 H= 184.49
 L= 181.35
 C= 183.86
 Δ= -0.29

Apple Inc (AAPL) - weekly bar chart



Support and Resistance

- 197.54 **** multi-week contain**
- 195.56 **** multi-week contain**
- 195.18 * minor
- 194.34 * intra-day containment
- 193.78 * minor
- 193.11 * minor
- 190.76 *** weekly containment**
- 189.99 * minor
- 188.65 * minor
- 187.27 * session containment**
- 186.20 * minor
- 185.06 * minor
- 183.59 * intra-day containment
- 182.25 * minor
- 181.91 *** weekly containment UP**
- 181.22 * minor
- 180.60 * minor
- 179.25 * intra-day containment
- 178.64 * minor
- 177.78 * minor
- 176.56 **** multi-week contain**
- 176.53 **** multi-wk contain UP**
- 175.45 **** multi-wk contain DP**

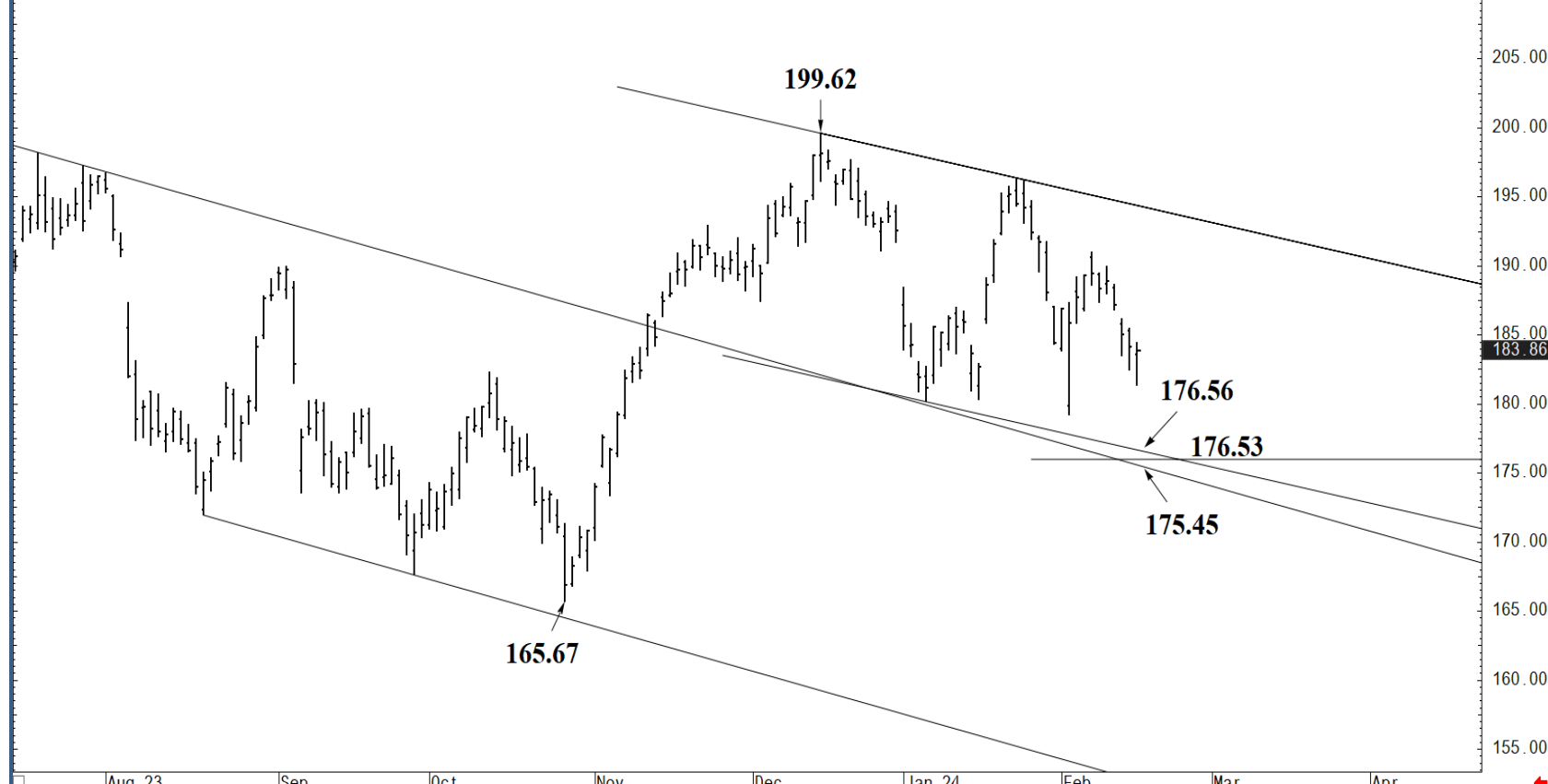
2021 Jan Apr Jul Oct 2022 Jan Apr Jul Oct 2023 Jan Apr Jul Oct 2024 Jan Apr Jul Oct 2025 Jan

CGI Inc. © 2024 All rights reserved worldwide. <http://www.cqi.com> S:AAPL - Apple Inc, Weekly | Thu Feb 15 2024 14:04:55, CQG 23.12.8032



O= 183.55
 H= 184.49
 L= 181.35
 L= 183.86
 Δ= -0.29

Apple (AAPL) daily chart



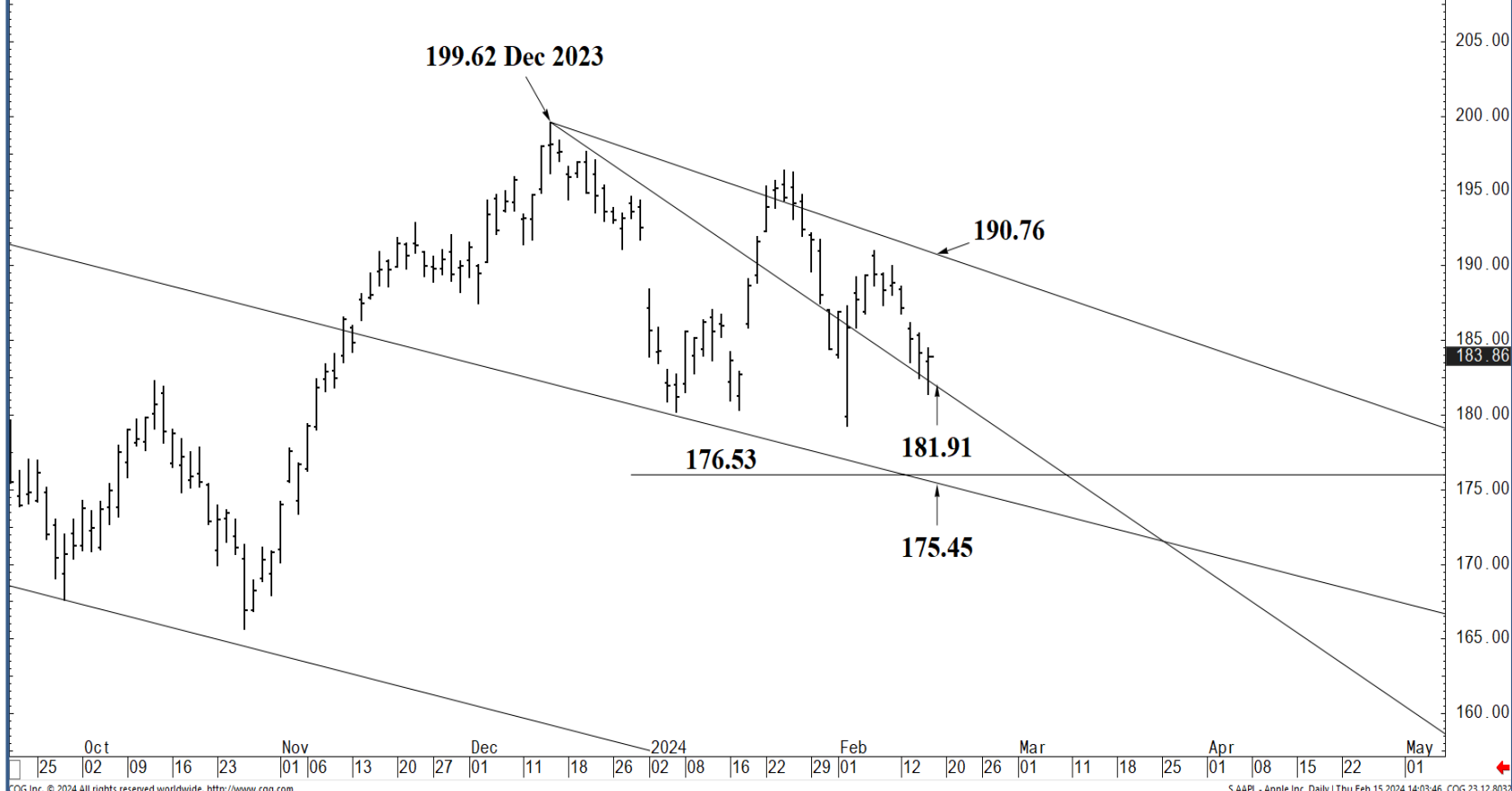
Support and Resistance

- 197.54** **** multi-week contain
- 195.56** **** multi-week contain
- 195.18 * minor
- 194.34 * intra-day containment
- 193.78 * minor
- 193.11 * minor
- 190.76** *** weekly containment
- 189.99 * minor
- 188.65 * minor
- 187.27** * session containment
- 186.20 * minor
- 185.06 * minor
- 183.59 * intra-day containment
- 182.25 * minor
- 181.91** *** weekly containment UP
- 181.22 * minor
- 180.60 * minor
- 179.25 * intra-day containment
- 178.64 * minor
- 177.78 * minor
- 176.56** **** multi-week contain
- 176.53** **** multi-wk contain UP
- 175.45** **** multi-wk contain DP



O= 183.55
 H= 184.49
 L= 181.35
 C= 183.86
 Δ= -0.29

Apple (AAPL) daily chart



Support and Resistance

- 197.54 **** multi-week contain**
- 195.56 **** multi-week contain**

- 195.18 * minor
- 194.34 * intra-day containment
- 193.78 * minor
- 193.11 * minor

- 190.76 *** weekly containment**

- 189.99 * minor
- 188.65 * minor

- 187.27 * session containment**

- 186.20 * minor
- 185.06 * minor
- 183.59 * intra-day containment
- 182.25 * minor

- 181.91 *** weekly containment UP**

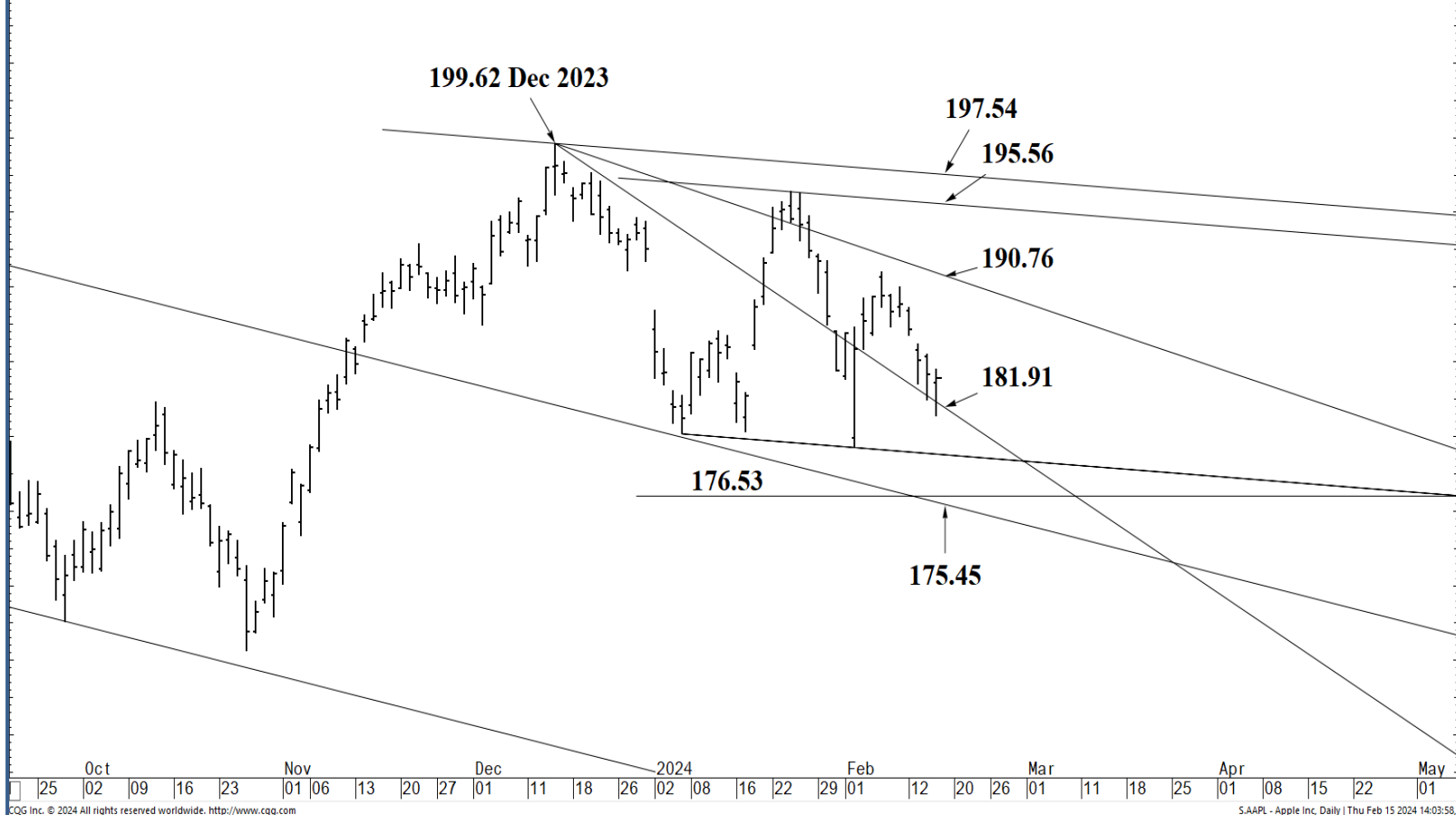
- 181.22 * minor
- 180.60 * minor
- 179.25 * intra-day containment
- 178.64 * minor
- 177.78 * minor

- 176.56 **** multi-week contain**
- 176.53 **** multi-wk contain UP**
- 175.45 **** multi-wk contain DP**



O= 183.55
 H= 184.49
 L= 181.35
 L= 183.86
 Δ= -0.29

Apple (AAPL) daily chart



Support and Resistance

- 197.54 **** multi-week contain**
- 195.56 **** multi-week contain**

- 195.18 * minor
- 194.34 * intra-day containment
- 193.78 * minor
- 193.11 * minor

- 190.76 *** weekly containment**

- 189.99 * minor
- 188.65 * minor

- 187.27 * session containment**

- 186.20 * minor
- 185.06 * minor
- 183.59 * intra-day containment
- 182.25 * minor

- 181.91 *** weekly containment UP**

- 181.22 * minor
- 180.60 * minor
- 179.25 * intra-day containment
- 178.64 * minor
- 177.78 * minor

- 176.56 **** multi-week contain**
- 176.53 **** multi-wk contain UP**
- 175.45 **** multi-wk contain DP**



O= 183.55
 H= 184.49
 L= 181.35
 C= 183.86
 Δ= -0.29

Apple (AAPL) daily chart



CGG Inc. © 2024 All rights reserved worldwide. <http://www.cgg.com>

S:AAPL - Apple Inc. Daily | Thu Feb 15 2024 14:03:31, CGG 23.12.8032

Support and Resistance

197.54 **** multi-week contain
195.56 **** multi-week contain

195.18 * minor
 194.34 * intra-day containment
 193.78 * minor
 193.11 * minor

190.76 *** weekly containment

189.99 * minor
 188.65 * minor

187.27 * session containment

186.20 * minor
 185.06 * minor
 183.59 * intra-day containment
 182.25 * minor

181.91 *** weekly containment UP

181.22 * minor
 180.60 * minor
 179.25 * intra-day containment
 178.64 * minor
 177.78 * minor

176.56 **** multi-week contain
176.53 **** multi-wk contain UP
175.45 **** multi-wk contain DP



WICKED STOCKS