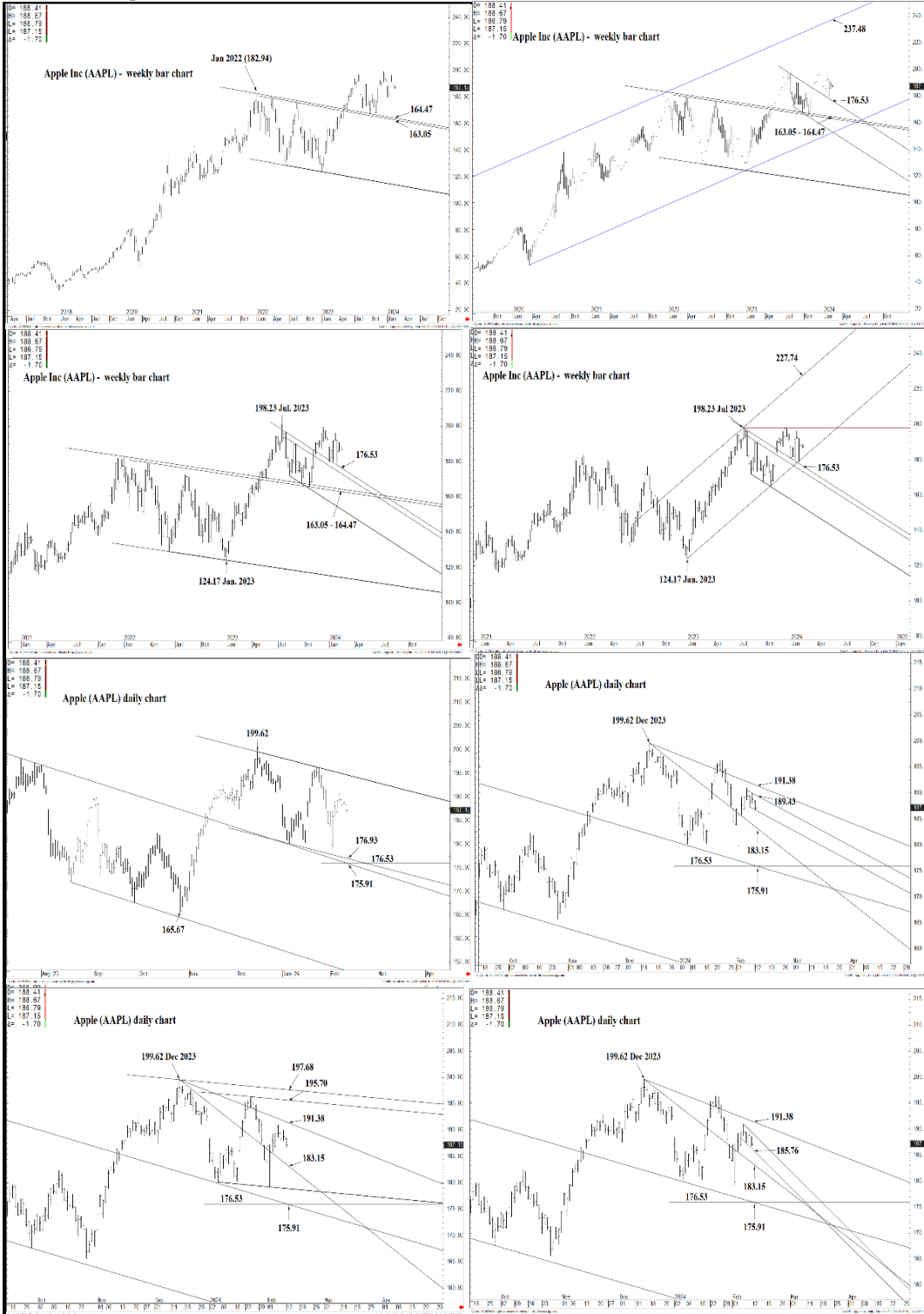




WICKED STOCKS

DIRECTIONAL CLARITY FOR THE ACTIVE INVESTOR



Support and Resistance

- 197.68 *** weekly containment**
- 195.70 *** weekly containment**
- 195.18 * minor
- 194.34 * intra-day containment
- 193.78 * minor
- 193.11 * minor
- 191.38 * session containment**
- 191.05 * minor
- 189.93 * minor
- 189.43 * intra-day containment
- 188.92 * minor
- 186.79 * minor
- 185.76 * session containment**
- 185.15 * minor
- 184.40 * minor
- 183.15 *** weekly containment UP**
- 181.22 * minor
- 180.54 * minor
- 179.50 * minor
- 176.93 **** multi-week contain**
- 176.53 **** multi-wk contain UP**
- 175.91 **** multi-wk contain DP**

O= 188.41
 H= 188.67
 L= 186.79
 C= 187.15
 Δ= -1.70

Apple Inc (AAPL) - weekly bar chart



Support and Resistance

- 197.68 *** weekly containment**
- 195.70 *** weekly containment**
- 195.18 * minor
- 194.34 * intra-day containment
- 193.78 * minor
- 193.11 * minor
- 191.38 * session containment**
- 191.05 * minor
- 189.93 * minor
- 189.43 * intra-day containment
- 188.92 * minor
- 186.79 * minor
- 185.76 * session containment**
- 185.15 * minor
- 184.40 * minor
- 183.15 *** weekly containment UP**
- 181.22 * minor
- 180.54 * minor
- 179.50 * minor
- 176.93 **** multi-week contain**
- 176.53 **** multi-wk contain UP**
- 175.91 **** multi-wk contain DP**



O= 188.41
 H= 188.67
 L= 186.79
 C= 187.15
 Δ= -1.70

Apple Inc (AAPL) - weekly bar chart



Support and Resistance

- 197.68 *** weekly containment**
- 195.70 *** weekly containment**
- 195.18 * minor
- 194.34 * intra-day containment
- 193.78 * minor
- 193.11 * minor
- 191.38 * session containment**
- 191.05 * minor
- 189.93 * minor
- 189.43 * intra-day containment
- 188.92 * minor
- 186.79 * minor
- 185.76 * session containment**
- 185.15 * minor
- 184.40 * minor
- 183.15 *** weekly containment UP**
- 181.22 * minor
- 180.54 * minor
- 179.50 * minor
- 176.93 **** multi-week contain**
- 176.53 **** multi-wk contain UP**
- 175.91 **** multi-wk contain DP**

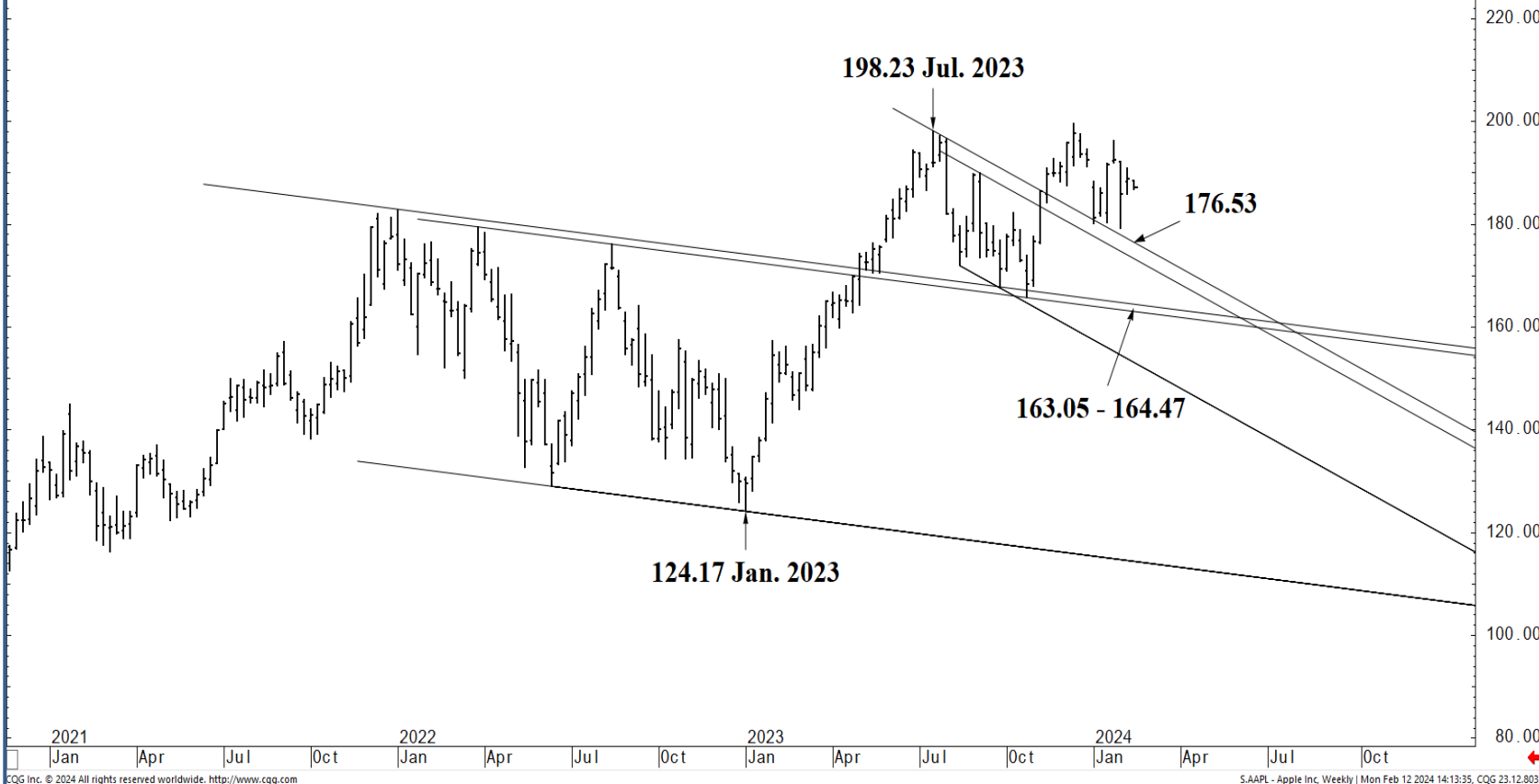
CGG Inc. © 2024 All rights reserved worldwide. <http://www.cgg.com>

SAAPL - Apple Inc. Weekly | Mon Feb 12 2024 14:13:24, CQG 23.12.8032



O= 188.41
H= 188.67
L= 186.79
L= 187.15
Δ= -1.70

Apple Inc (AAPL) - weekly bar chart



Support and Resistance

197.68 * weekly containment**
195.70 * weekly containment**

195.18 * minor
194.34 * intra-day containment
193.78 * minor
193.11 * minor

191.38 * session containment

191.05 * minor
189.93 * minor
189.43 * intra-day containment
188.92 * minor
186.79 * minor

185.76 * session containment

185.15 * minor
184.40 * minor

183.15 * weekly containment UP**

181.22 * minor
180.54 * minor
179.50 * minor

176.93 ** multi-week contain**
176.53 ** multi-wk contain UP**
175.91 ** multi-wk contain DP**



O= 188.41
 H= 188.67
 L= 186.79
 C= 187.15
 Δ= -1.70

Apple Inc (AAPL) - weekly bar chart



Support and Resistance

- 197.68 *** weekly containment**
- 195.70 *** weekly containment**
- 195.18 * minor
- 194.34 * intra-day containment
- 193.78 * minor
- 193.11 * minor
- 191.38 * session containment**
- 191.05 * minor
- 189.93 * minor
- 189.43 * intra-day containment
- 188.92 * minor
- 186.79 * minor
- 185.76 * session containment**
- 185.15 * minor
- 184.40 * minor
- 183.15 *** weekly containment UP**
- 181.22 * minor
- 180.54 * minor
- 179.50 * minor
- 176.93 **** multi-week contain**
- 176.53 **** multi-wk contain UP**
- 175.91 **** multi-wk contain DP**

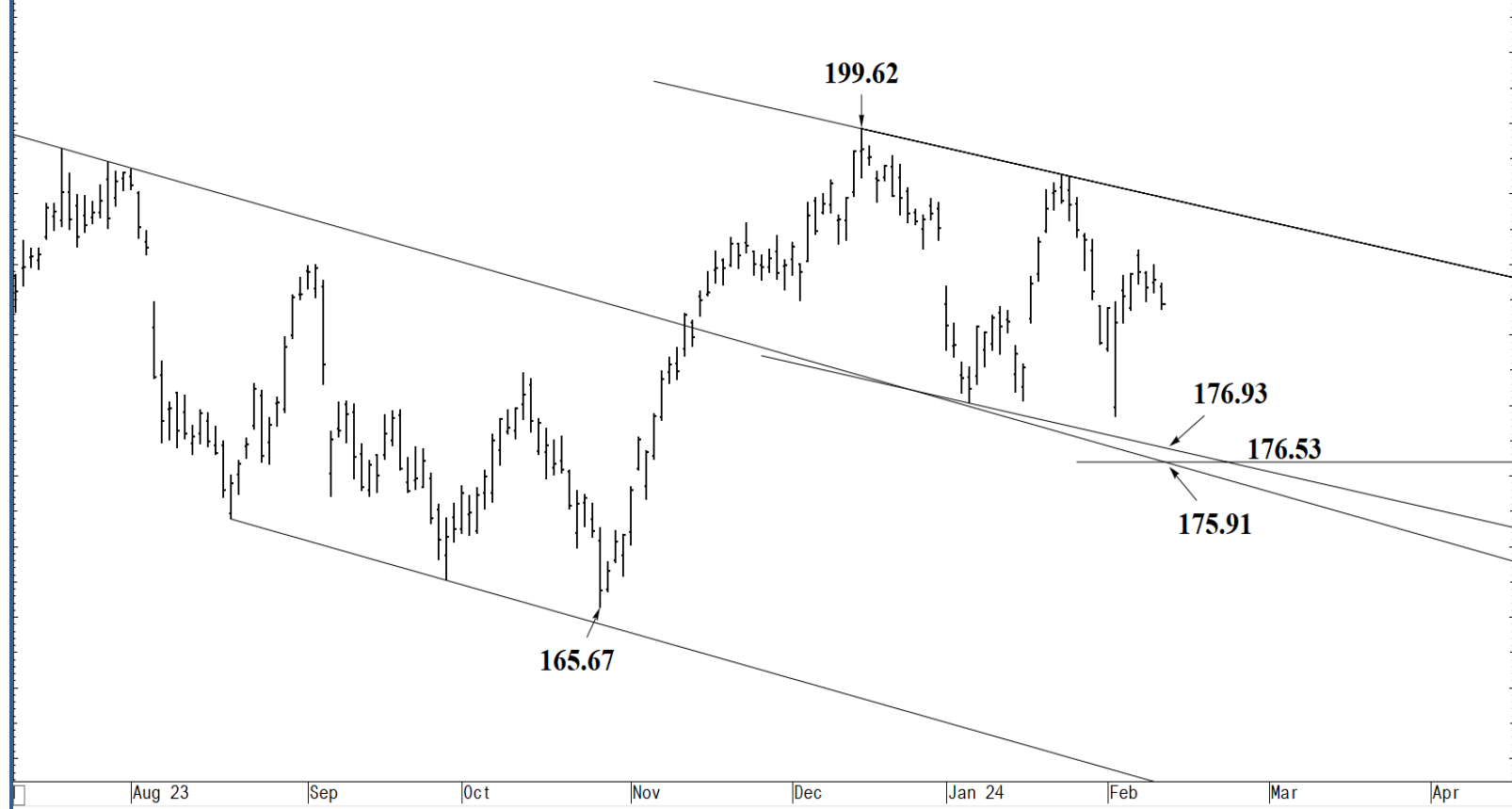
2021 Jan Apr Jul Oct 2022 Jan Apr Jul Oct 2023 Jan Apr Jul Oct 2024 Jan Apr Jul Oct 2025 Jan

CGI Inc. © 2024 All rights reserved worldwide. <http://www.cgi.com> S:AAPL - Apple Inc, Weekly | Mon Feb 12 2024 14:14:42, CQG 23.12.8032



O= 188.41
 H= 188.67
 L= 186.79
 L= 187.15
 Δ= -1.70

Apple (AAPL) daily chart



Support and Resistance

- 197.68 *** weekly containment**
- 195.70 *** weekly containment**
- 195.18 * minor
- 194.34 * intra-day containment
- 193.78 * minor
- 193.11 * minor
- 191.38 * session containment**
- 191.05 * minor
- 189.93 * minor
- 189.43 * intra-day containment
- 188.92 * minor
- 187.15 * minor
- 185.76 * session containment**
- 185.15 * minor
- 184.40 * minor
- 183.15 *** weekly containment UP**
- 181.22 * minor
- 180.54 * minor
- 179.50 * minor
- 176.93 **** multi-week contain**
- 176.53 **** multi-wk contain UP**
- 175.91 **** multi-wk contain DP**



O= 188.41
 H= 188.67
 L= 186.79
 C= 187.15
 Δ= -1.70

Apple (AAPL) daily chart



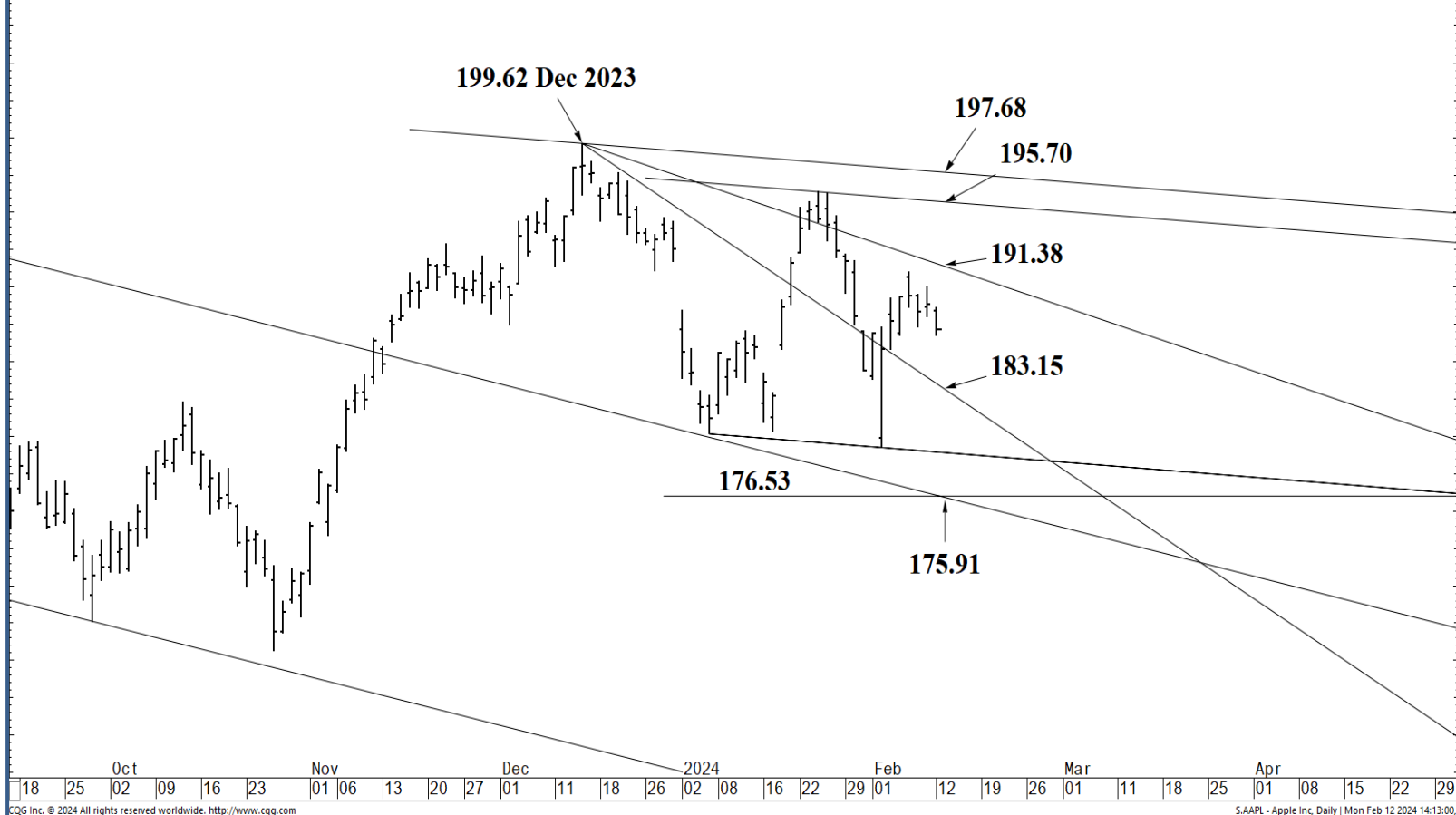
Support and Resistance

- 197.68 *** weekly containment**
- 195.70 *** weekly containment**
- 195.18 * minor
- 194.34 * intra-day containment
- 193.78 * minor
- 193.11 * minor
- 191.38 * session containment**
- 191.05 * minor
- 189.93 * minor
- 189.43 * intra-day containment
- 188.92 * minor
- 186.79 * minor
- 185.76 * session containment**
- 185.15 * minor
- 184.40 * minor
- 183.15 *** weekly containment UP**
- 181.22 * minor
- 180.54 * minor
- 179.50 * minor
- 176.93 **** multi-week contain**
- 176.53 **** multi-wk contain UP**
- 175.91 **** multi-wk contain DP**



O= 188.41
 H= 188.67
 L= 186.79
 Δ= -1.70

Apple (AAPL) daily chart



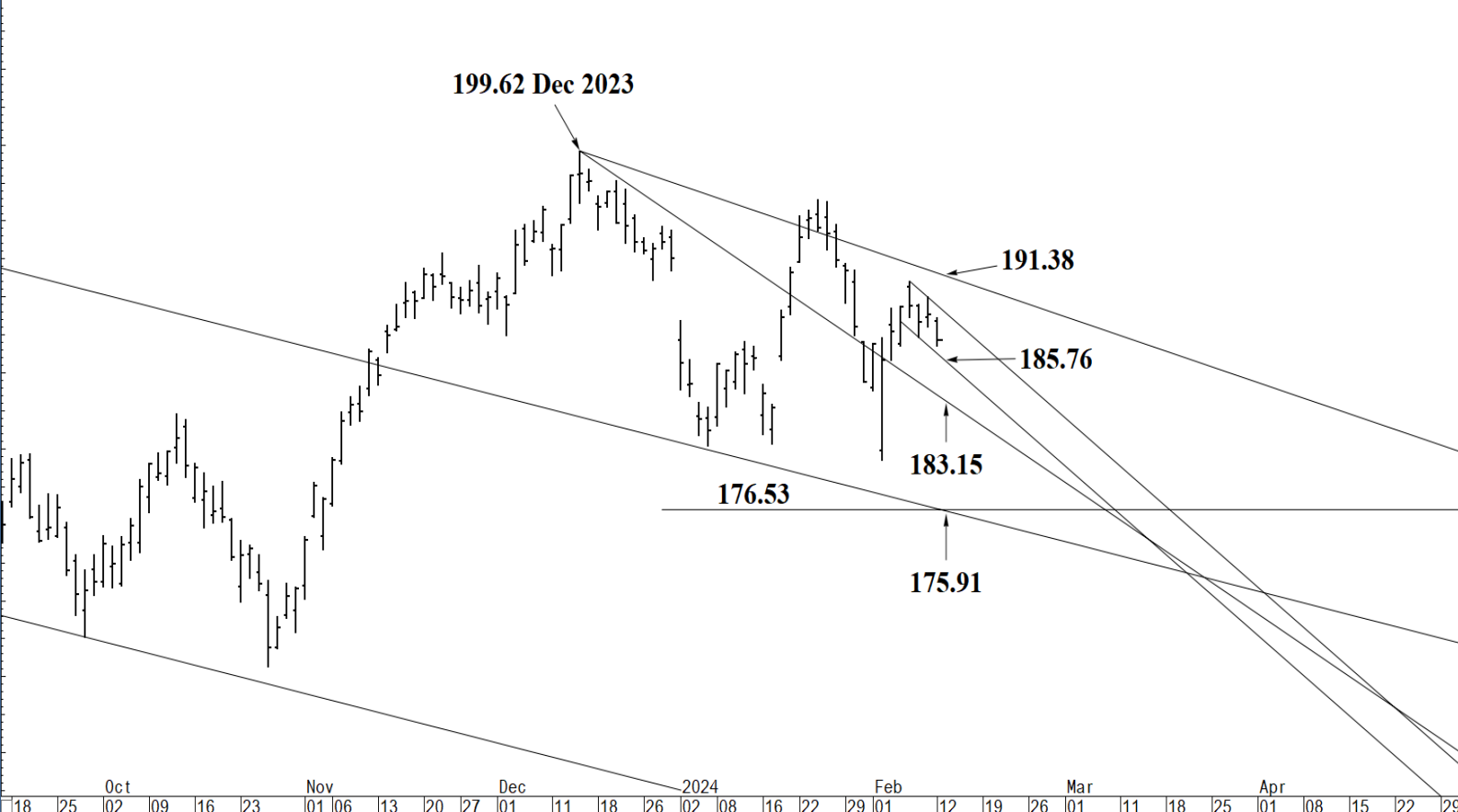
Support and Resistance

197.68 ***	weekly containment
195.70 ***	weekly containment
195.18 *	minor
194.34 *	intra-day containment
193.78 *	minor
193.11 *	minor
191.38 *	session containment
191.05 *	minor
189.93 *	minor
189.43 *	intra-day containment
188.92 *	minor
187.15	
186.79 *	minor
185.76 *	session containment
185.15 *	minor
184.40 *	minor
183.15 ***	weekly containment UP
181.22 *	minor
180.54 *	minor
179.50 *	minor
176.93 ****	multi-week contain
176.53 ****	multi-wk contain UP
175.91 ****	multi-wk contain DP



O= 188.41
 H= 188.67
 L= 186.79
 C= 187.15
 Δ= -1.70

Apple (AAPL) daily chart



18 25 Oct 02 09 16 23 Nov 01 06 13 20 27 Dec 01 11 18 26 02 08 16 22 29 Feb 01 12 19 26 Mar 01 11 18 25 Apr 01 08 15 22 29
 CQG Inc. © 2024 All rights reserved worldwide. http://www.cqg.com S:AAPL - Apple Inc, Daily | Mon Feb 12 2024 14:15:12, CQG 23.12.8032

Support and Resistance

- 197.68** *** weekly containment
- 195.70** *** weekly containment
- 195.18 * minor
- 194.34 * intra-day containment
- 193.78 * minor
- 193.11 * minor
- 191.38** * session containment
- 191.05 * minor
- 189.93 * minor
- 189.43 * intra-day containment
- 188.92 * minor
- 186.79 * minor
- 185.76** * session containment
- 185.15 * minor
- 184.40 * minor
- 183.15** *** weekly containment UP
- 181.22 * minor
- 180.54 * minor
- 179.50 * minor
- 176.93** **** multi-week contain
- 176.53** **** multi-wk contain UP
- 175.91** **** multi-wk contain DP

