



WICKED STOCKS

DIRECTIONAL CLARITY FOR THE ACTIVE INVESTOR



Support and Resistance

- 197.78 *** weekly containment**
- 195.80 *** weekly containment**
- 195.18 * minor
- 194.34 * intra-day containment
- 193.78 * minor
- 193.11 * minor
- 191.79 * session containment**
- 191.05 * minor
- 189.46 * intra-day containment
- 187.33 * minor
- 186.54 * intra-day containment
- 185.15 * minor
- 183.97 *** weekly containment UP**
- 183.09 * minor
- 181.77 * minor
- 180.54 * minor
- 179.50 * minor
- 177.31 **** multi-week contain**
- 177.25 **** multi-wk contain UP**
- 176.22 **** multi-wk contain DP**

O= 189.38
 H= 189.53
 L= 187.35
 C= 188.32
 Δ= -1.09

Apple Inc (AAPL) - weekly bar chart

Jan 2022 (182.94)

164.64

163.22

240.00
220.00
200.00
180.00
160.00
140.00
120.00
100.00
80.00
60.00
40.00
20.00

Support and Resistance

197.78 * weekly containment**

195.80 * weekly containment**

195.18 * minor

194.34 * intra-day containment

193.78 * minor

193.11 * minor

191.79 * session containment

191.05 * minor

189.46 * intra-day containment

187.33 * minor

186.54 * intra-day containment

185.15 * minor

183.97 * weekly containment UP**

183.09 * minor

181.77 * minor

180.54 * minor

179.50 * minor

177.31 ** multi-week contain**

177.25 ** multi-wk contain UP**

176.22 ** multi-wk contain DP**

188.32

2019 Apr Jul Oct Jan Apr Jul Oct 2020 Jan Apr Jul Oct 2021 Jan Apr Jul Oct 2022 Jan Apr Jul Oct 2023 Jan Apr Jul Oct 2024 Jan Apr Jul Oct

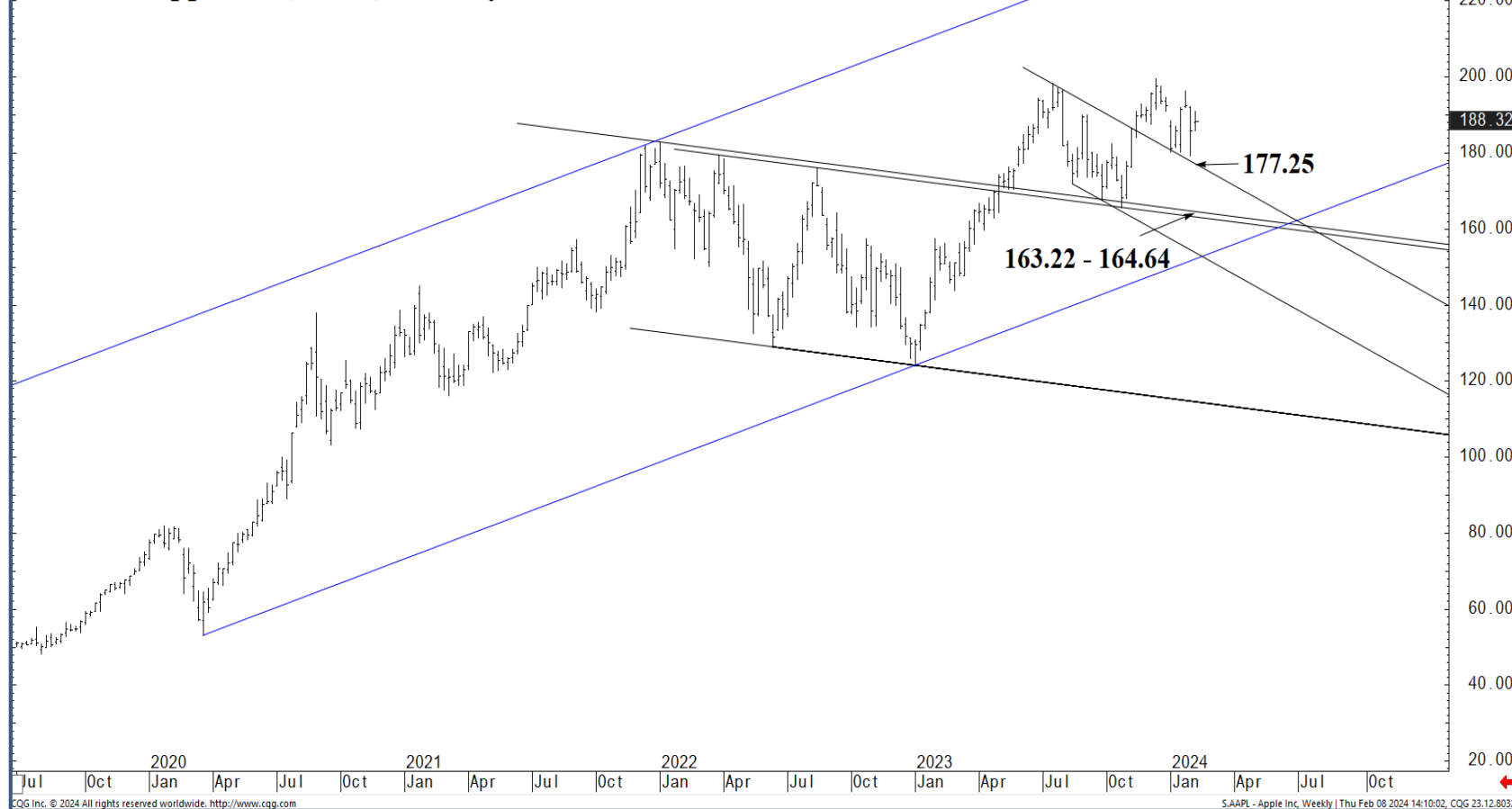
CGG Inc. © 2024 All rights reserved worldwide. <http://www.cgg.com>

S:AAPL - Apple Inc. Weekly | Thu Feb 08 2024 14:09:49, CQG 23.12.8032



O= 189.38
 H= 189.53
 L= 187.35
 C= 188.32
 Δ= -1.09

Apple Inc (AAPL) - weekly bar chart



Support and Resistance

- 197.78 *** weekly containment**
- 195.80 *** weekly containment**
- 195.18 * minor
- 194.34 * intra-day containment
- 193.78 * minor
- 193.11 * minor
- 191.79 * session containment**
- 191.05 * minor
- 189.46 * intra-day containment
- 187.33 * minor
- 186.54 * intra-day containment
- 185.15 * minor
- 183.97 *** weekly containment UP**
- 183.09 * minor
- 181.77 * minor
- 180.54 * minor
- 179.50 * minor
- 177.31 **** multi-week contain**
- 177.25 **** multi-wk contain UP**
- 176.22 **** multi-wk contain DP**

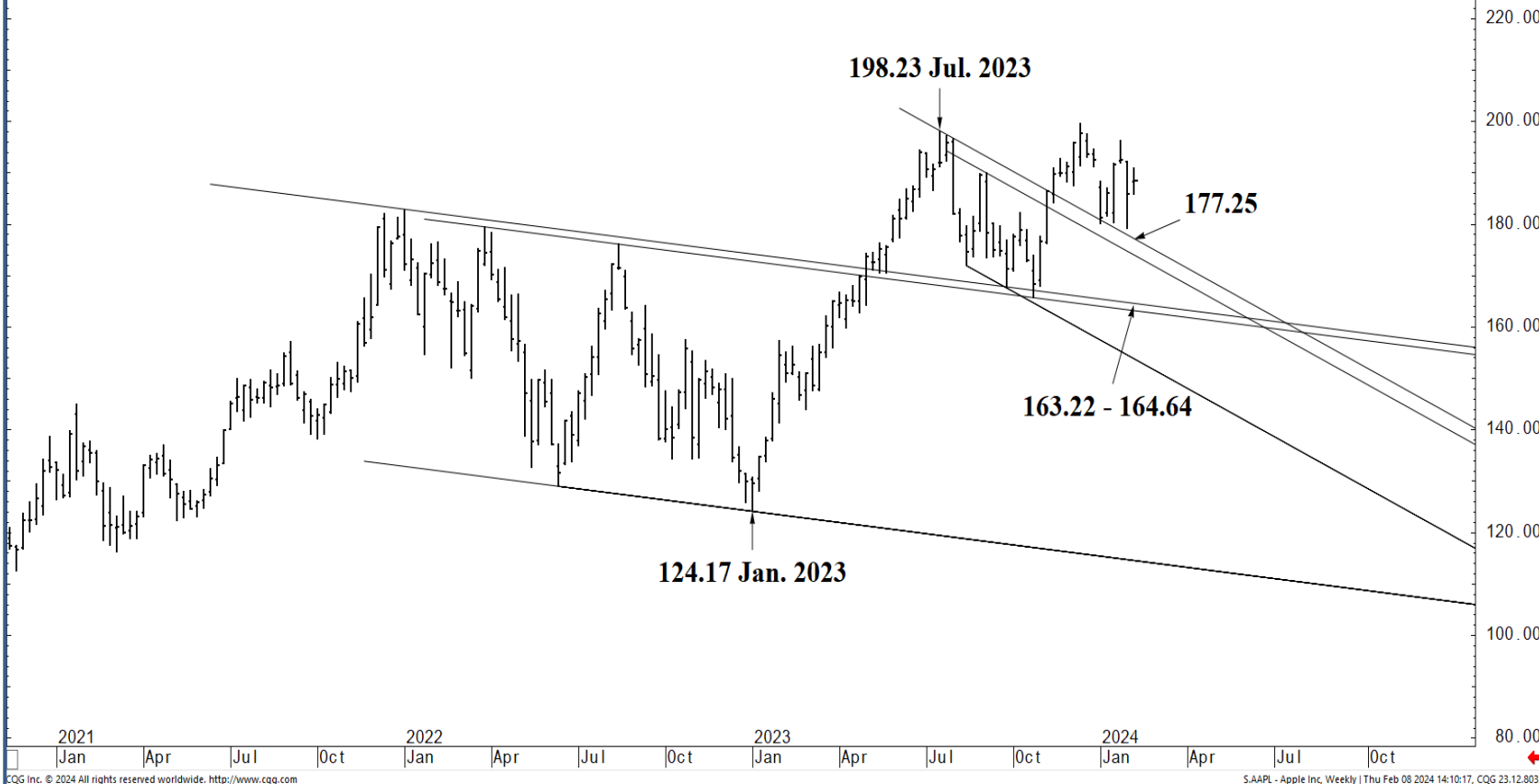
CGG Inc. © 2024 All rights reserved worldwide. <http://www.cgg.com>

S:AAPL - Apple Inc. Weekly | Thu Feb 08 2024 14:10:02, CQG 23.12.8032



O= 189.38
H= 189.53
L= 187.35
C= 188.32
Δ= -1.09

Apple Inc (AAPL) - weekly bar chart



Support and Resistance

197.78 * weekly containment**
195.80 * weekly containment**

195.18 * minor
194.34 * intra-day containment
193.78 * minor
193.11 * minor

191.79 * session containment

191.05 * minor
189.46 * intra-day containment
187.33 * minor
186.54 * intra-day containment
185.15 * minor

183.97 * weekly containment UP**

183.09 * minor
181.77 * minor
180.54 * minor
179.50 * minor

177.31 ** multi-week contain**
177.25 ** multi-wk contain UP**
176.22 ** multi-wk contain DP**



O= 189.38
H= 189.53
L= 187.35
L= 188.32
Δ= -1.09

Apple Inc (AAPL) - weekly bar chart



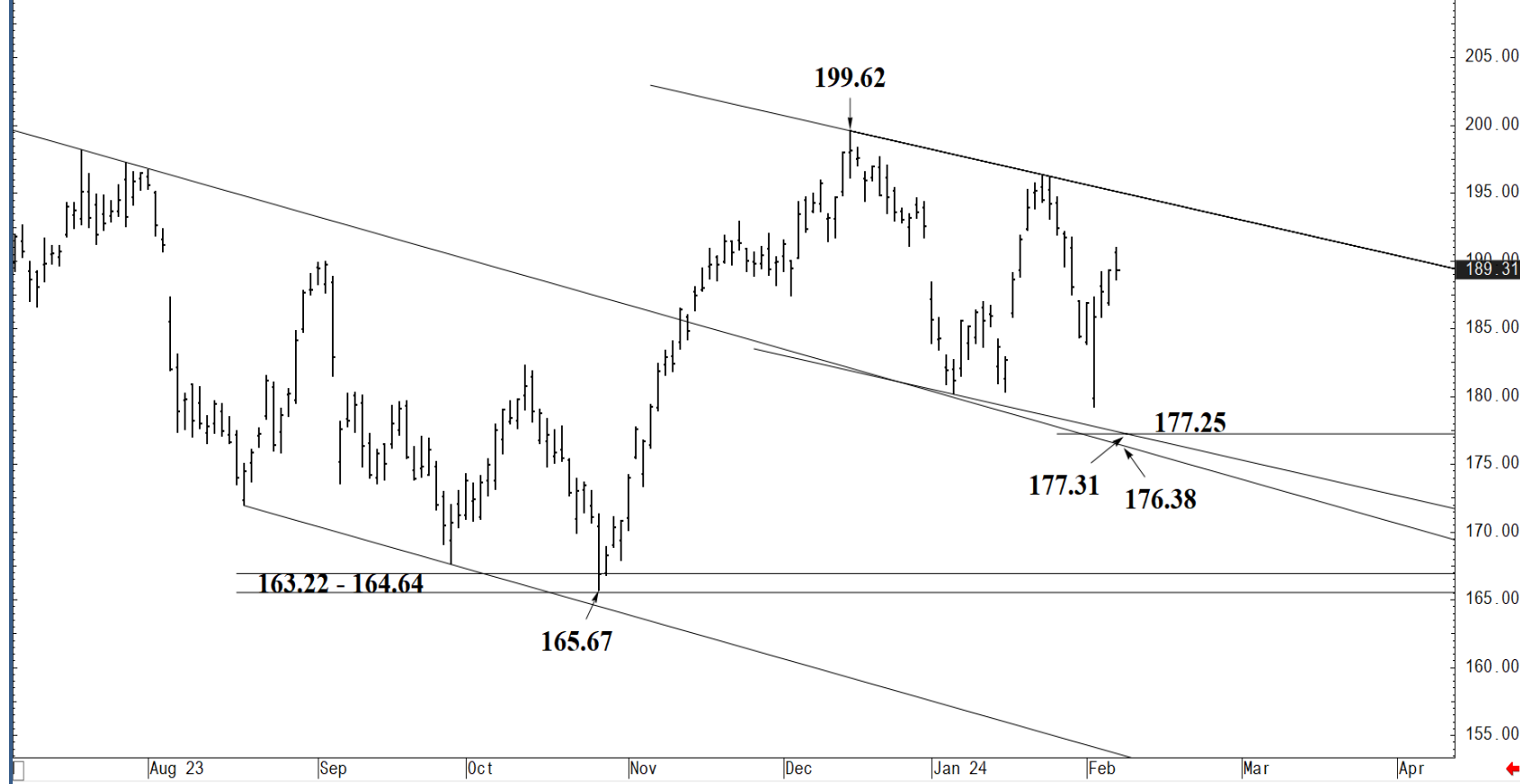
Support and Resistance

- 197.78 *** weekly containment**
- 195.80 *** weekly containment**
- 195.18 * minor
- 194.34 * intra-day containment
- 193.78 * minor
- 193.11 * minor
- 191.79 ** session containment**
- 191.05 * minor
- 189.46 * intra-day containment
- 187.33 * minor
- 186.54 * intra-day containment
- 185.15 * minor
- 183.97 *** weekly containment UP**
- 183.09 * minor
- 181.77 * minor
- 180.54 * minor
- 179.50 * minor
- 177.31 **** multi-week contain**
- 177.25 **** multi-wk contain UP**
- 176.22 **** multi-wk contain DP**



O= 190.64
 H= 191.05
 L= 188.61
 L= 189.31
 Δ= +0.01

Apple (AAPL) daily chart



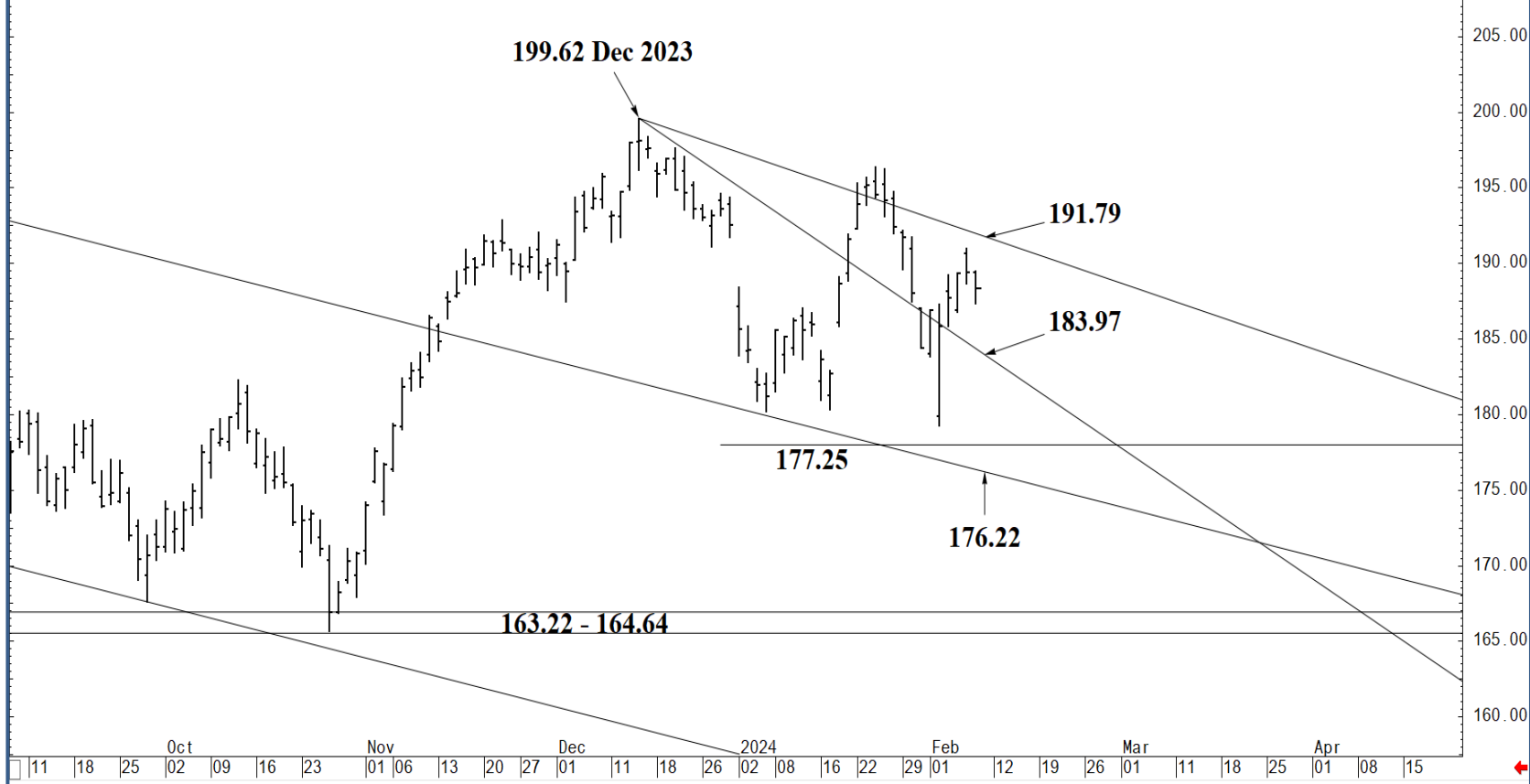
Support and Resistance

- 197.78 *** weekly containment**
- 195.80 *** weekly containment**
- 195.18 * minor
- 194.34 * intra-day containment
- 193.78 * minor
- 193.11 * minor
- 191.79 * session containment**
- 191.05 * minor
- 189.46 * intra-day containment
- 187.33 * minor
- 186.54 * intra-day containment
- 185.15 * minor
- 183.97 *** weekly containment UP**
- 183.09 * minor
- 181.77 * minor
- 180.54 * minor
- 179.50 * minor
- 177.31 **** multi-week contain**
- 177.25 **** multi-wk contain UP**
- 176.22 **** multi-wk contain DP**



O= 189.38
 H= 189.53
 L= 187.35
 C= 188.32
 Δ= -1.09

Apple (AAPL) daily chart



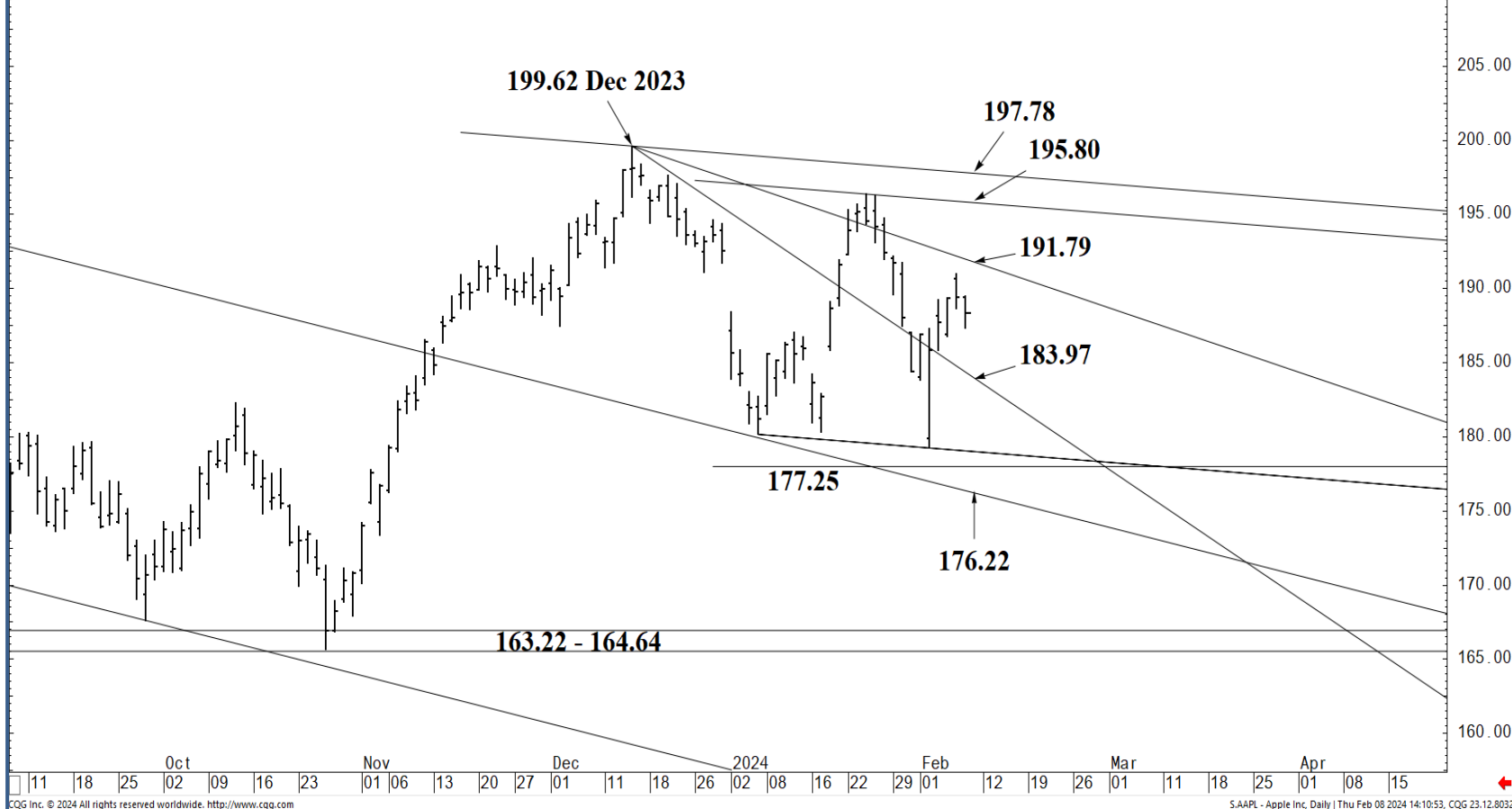
Support and Resistance

- 197.78 *** weekly containment**
- 195.80 *** weekly containment**
- 195.18 * minor
- 194.34 * intra-day containment
- 193.78 * minor
- 193.11 * minor
- 191.79 * session containment**
- 191.05 * minor
- 189.46 * intra-day containment
- 187.33 * minor
- 186.54 * intra-day containment
- 185.15 * minor
- 183.97 *** weekly containment UP**
- 183.09 * minor
- 181.77 * minor
- 180.54 * minor
- 179.50 * minor
- 177.31 **** multi-week contain**
- 177.25 **** multi-wk contain UP**
- 176.22 **** multi-wk contain DP**



O= 189.38
 H= 189.53
 L= 187.35
 L= 188.32
 Δ= -1.09

Apple (AAPL) daily chart



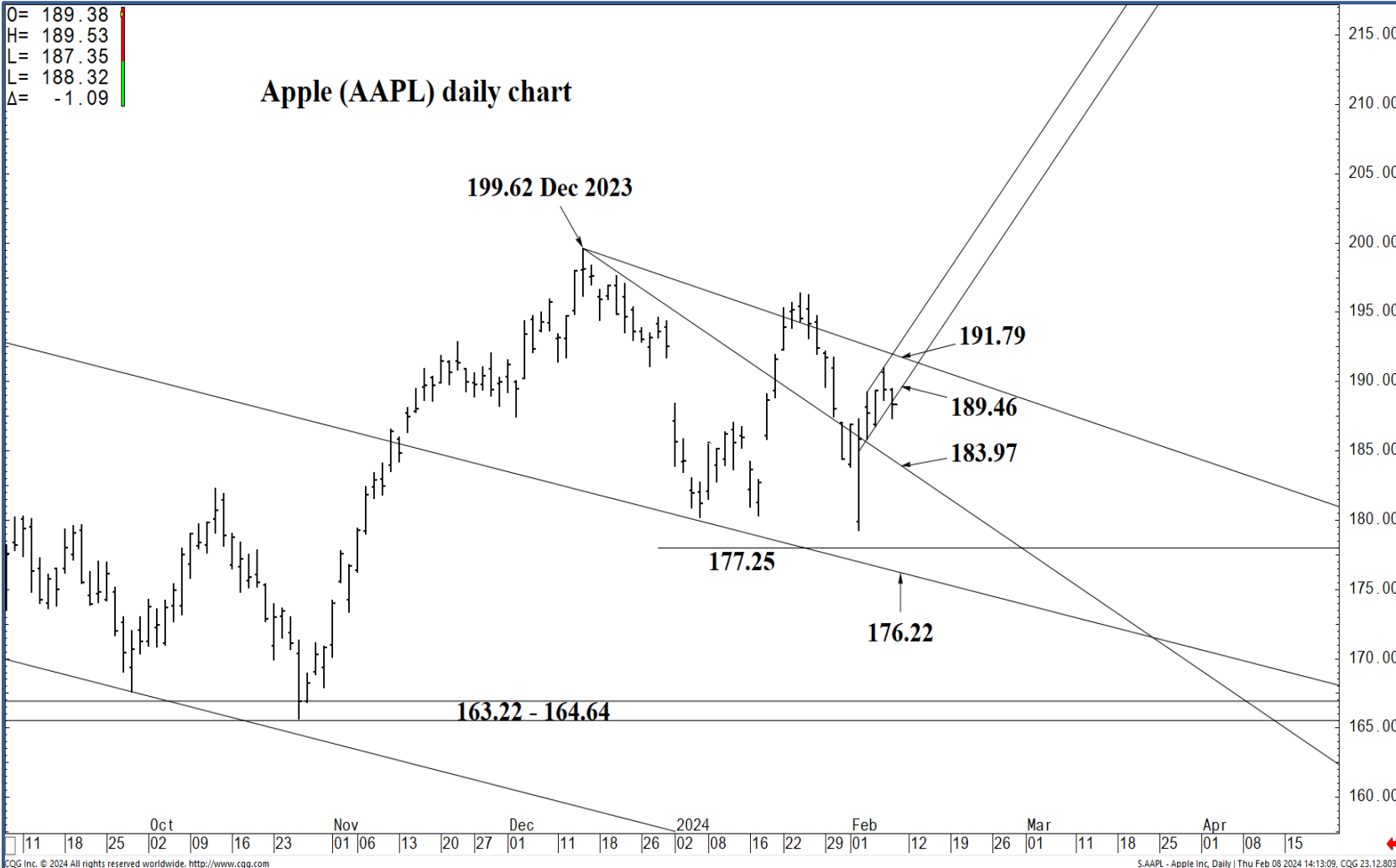
Support and Resistance

- 197.78 *** weekly containment**
- 195.80 *** weekly containment**
- 195.18 * minor
- 194.34 * intra-day containment
- 193.78 * minor
- 193.11 * minor
- 191.79 * session containment**
- 191.05 * minor
- 189.46 * intra-day containment
- 187.33 * minor
- 186.54 * intra-day containment
- 185.15 * minor
- 183.97 *** weekly containment UP**
- 183.09 * minor
- 181.77 * minor
- 180.54 * minor
- 179.50 * minor
- 177.31 **** multi-week contain**
- 177.25 **** multi-wk contain UP**
- 176.22 **** multi-wk contain DP**



O= 189.38
 H= 189.53
 L= 187.35
 C= 188.32
 Δ= -1.09

Apple (AAPL) daily chart



CGG Inc. © 2024 All rights reserved worldwide. <http://www.cgg.com>

S:AAPL - Apple Inc. Daily | Thu Feb 08 2024 14:13:09, CGG 23.12.8032

Support and Resistance

- 197.78** *** weekly containment
- 195.80** *** weekly containment
- 195.18 * minor
- 194.34 * intra-day containment
- 193.78 * minor
- 193.11 * minor
- 191.79** * session containment
- 191.05 * minor
- 189.46 * intra-day containment
- 187.33 * minor
- 186.54 * intra-day containment
- 185.15 * minor
- 183.97** *** weekly containment UP
- 183.09 * minor
- 181.77 * minor
- 180.54 * minor
- 179.50 * minor
- 177.31** **** multi-week contain
- 177.25** **** multi-wk contain UP
- 176.22** **** multi-wk contain DP

