



# WICKED STOCKS

DIRECTIONAL CLARITY FOR THE ACTIVE INVESTOR



## Support and Resistance

- 197.88 \*\*\* weekly containment**
- 195.90 \*\*\* weekly containment**
- 195.18 \* minor
- 194.34 \* minor
- 193.78 \* minor
- 192.20 \*\* session containment**
- 191.84 \* minor
- 191.09 \* minor
- 189.44 \* intra-day containment
- 188.29 \* minor
- 187.33 \* minor
- 185.47 \* minor
- 184.79 \*\*\* weekly containment UP**
- 184.28 \* minor
- 183.09 \* minor
- 181.77 \* minor
- 180.54 \* minor
- 179.50 \* minor
- 177.43 \*\*\*\* multi-week contain**
- 177.25 \*\*\*\* multi-wk contain UP**
- 176.53 \*\*\*\* multi-wk contain DP**

O= 186.86  
 H= 189.31  
 L= 186.76  
 C= 189.30  
 Δ= +1.62

### Apple Inc (AAPL) - weekly bar chart



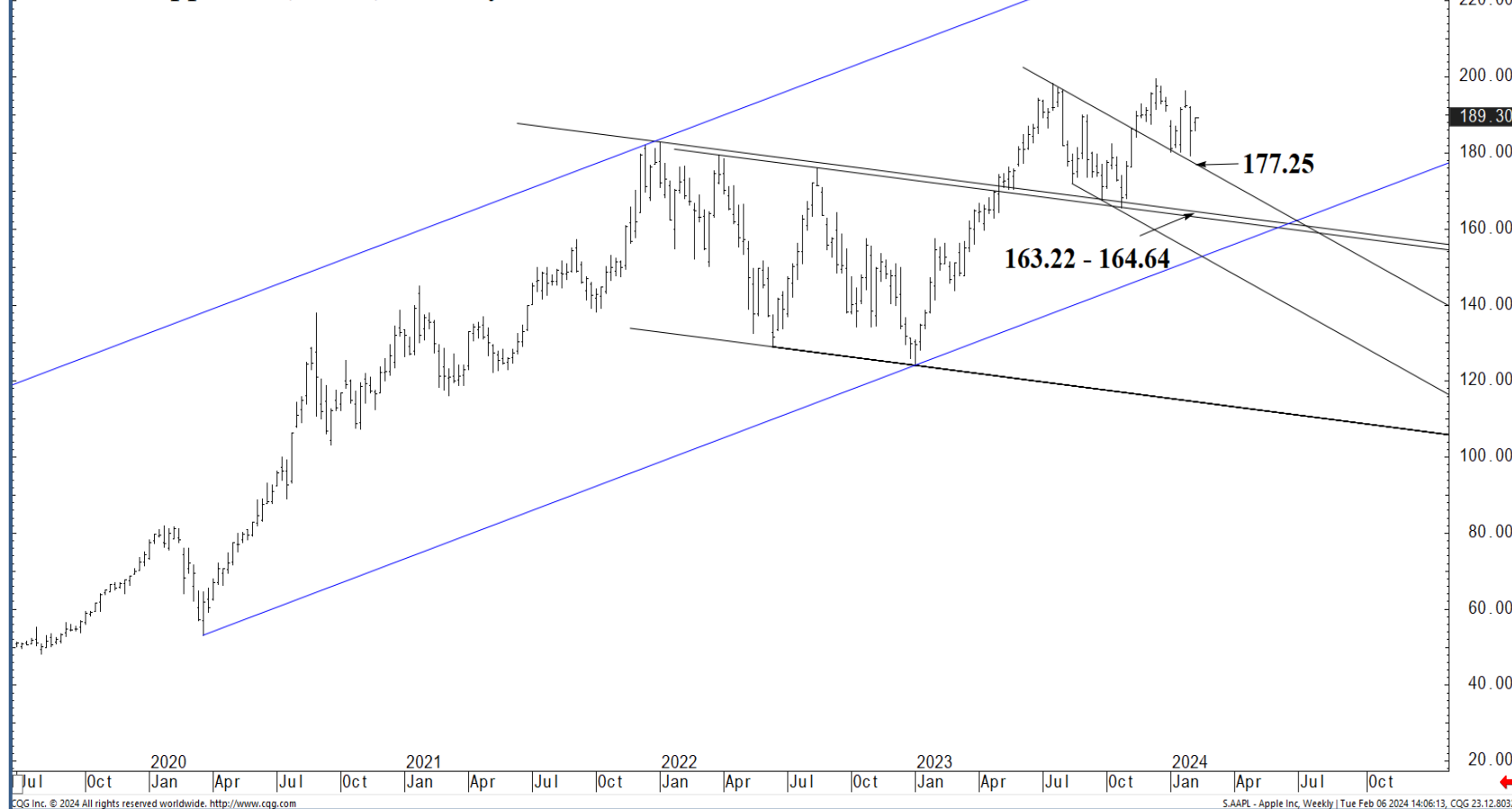
### Support and Resistance

- 197.88 \*\*\* weekly containment**
- 195.90 \*\*\* weekly containment**
- 195.18 \* minor
- 194.34 \* minor
- 193.78 \* minor
- 192.20 \* session containment**
- 191.84 \* minor
- 191.09 \* minor
- 189.44 \* intra-day containment
- 188.29 \* minor
- 187.33 \* minor
- 185.47 \* minor
- 184.79 \*\*\* weekly containment UP**
- 184.28 \* minor
- 183.09 \* minor
- 181.77 \* minor
- 180.54 \* minor
- 179.50 \* minor
- 177.43 \*\*\*\* multi-week contain**
- 177.25 \*\*\*\* multi-wk contain UP**
- 176.53 \*\*\*\* multi-wk contain DP**



O= 186.86  
H= 189.31  
L= 186.76  
L= 189.30  
Δ= +1.62

**Apple Inc (AAPL) - weekly bar chart**



**Support and Resistance**

- 197.88 \*\*\* weekly containment**
- 195.90 \*\*\* weekly containment**
- 195.18 \* minor
- 194.34 \* minor
- 193.78 \* minor
- 192.20 \* session containment**
- 191.84 \* minor
- 191.09 \* minor
- 189.44 \* intra-day containment
- 188.29 \* minor
- 187.33 \* minor
- 185.47 \* minor
- 184.79 \*\*\* weekly containment UP**
- 184.28 \* minor
- 183.09 \* minor
- 181.77 \* minor
- 180.54 \* minor
- 179.50 \* minor
- 177.43 \*\*\*\* multi-week contain**
- 177.25 \*\*\*\* multi-wk contain UP**
- 176.53 \*\*\*\* multi-wk contain DP**

CGG Inc. © 2024 All rights reserved worldwide. <http://www.cgg.com>

S:AAPL - Apple Inc, Weekly | Tue Feb 06 2024 14:06:13, CQG 23.12.8032



O= 186.86  
 H= 189.31  
 L= 186.76  
 L= 189.30  
 Δ= +1.62

### Apple Inc (AAPL) - weekly bar chart



### Support and Resistance

- 197.88 \*\*\* weekly containment**
- 195.90 \*\*\* weekly containment**
- 195.18 \* minor
- 194.34 \* minor
- 193.78 \* minor
- 192.20 \* session containment**
- 191.84 \* minor
- 191.09 \* minor
- 189.44 \* intra-day containment
- 188.29 \* minor
- 187.33 \* minor
- 185.47 \* minor
- 184.79 \*\*\* weekly containment UP**
- 184.28 \* minor
- 183.09 \* minor
- 181.77 \* minor
- 180.54 \* minor
- 179.50 \* minor
- 177.43 \*\*\*\* multi-week contain**
- 177.25 \*\*\*\* multi-wk contain UP**
- 176.53 \*\*\*\* multi-wk contain DP**



O= 186.86  
 H= 189.31  
 L= 186.76  
 C= 189.30  
 Δ= +1.62

### Apple Inc (AAPL) - weekly bar chart



### Support and Resistance

- 197.88** \*\*\* weekly containment
- 195.90** \*\*\* weekly containment
- 195.18 \* minor
- 194.34 \* minor
- 193.78 \* minor
- 192.20** \* session containment
- 191.84 \* minor
- 191.09 \* minor
- 189.44 \* intra-day containment
- 188.29 \* minor
- 187.33 \* minor
- 185.47 \* minor
- 184.79** \*\*\* weekly containment UP
- 184.28 \* minor
- 183.09 \* minor
- 181.77 \* minor
- 180.54 \* minor
- 179.50 \* minor
- 177.43** \*\*\*\* multi-week contain
- 177.25** \*\*\*\* multi-wk contain UP
- 176.53** \*\*\*\* multi-wk contain DP

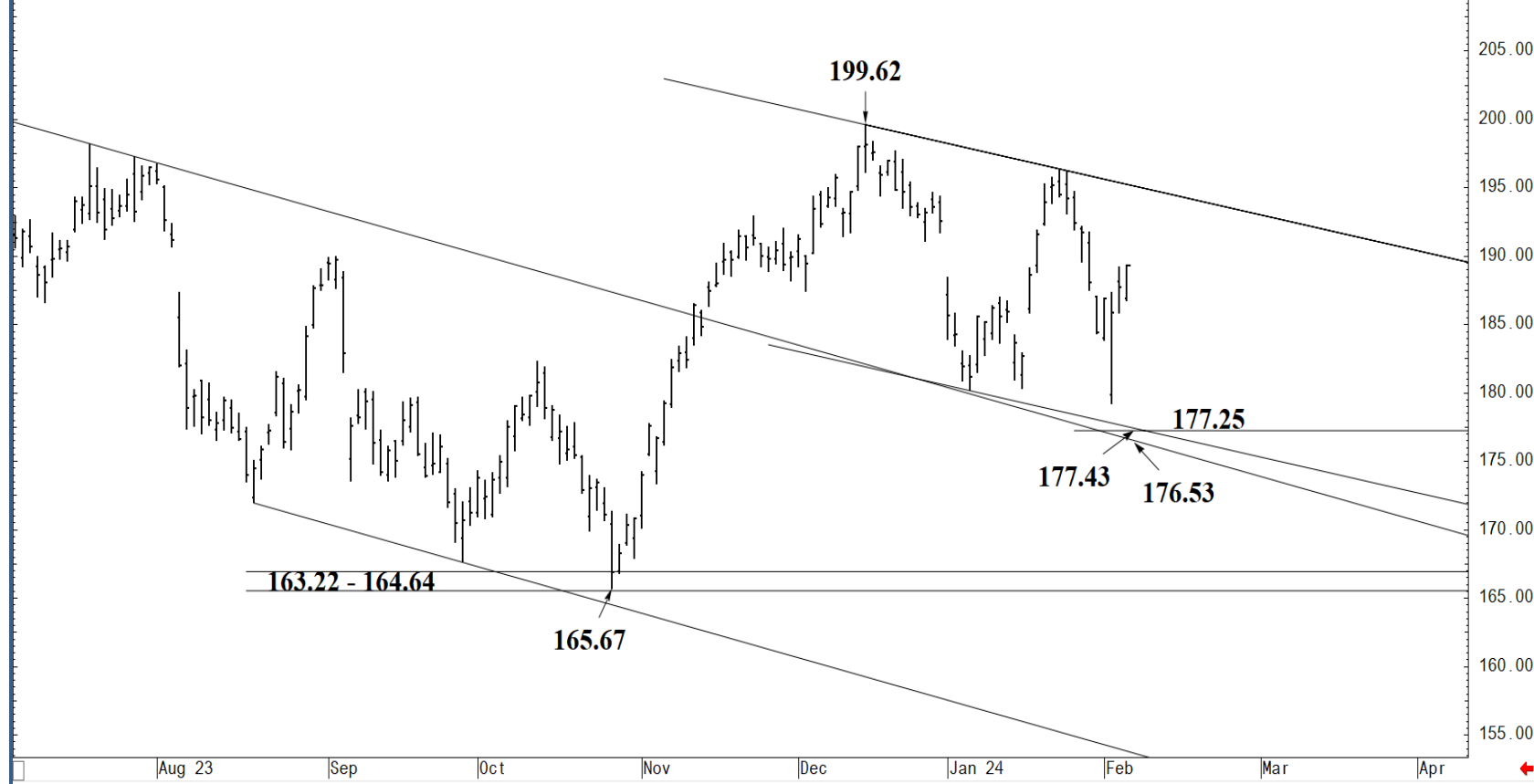
2021 Jan Apr Jul Oct 2022 Jan Apr Jul Oct 2023 Jan Apr Jul Oct 2024 Jan Apr Jul Oct 2025 Jan

CGI Inc. © 2024 All rights reserved worldwide. <http://www.cqi.com> S.AAPL - Apple Inc, Weekly | Tue Feb 06 2024 14:06:38, CQG 23.12.8033



O= 186.86  
 H= 189.31  
 L= 186.76  
 L= 189.30  
 Δ= +1.62

### Apple (AAPL) daily chart



### Support and Resistance

- 197.88 \*\*\* weekly containment**
- 195.90 \*\*\* weekly containment**
- 195.18 \* minor
- 194.34 \* minor
- 193.78 \* minor
- 192.20 \* session containment**
- 191.84 \* minor
- 191.09 \* minor
- 189.44 \* intra-day containment
- 188.29 \* minor
- 187.33 \* minor
- 185.47 \* minor
- 184.79 \*\*\* weekly containment UP**
- 184.28 \* minor
- 183.09 \* minor
- 181.77 \* minor
- 180.54 \* minor
- 179.50 \* minor
- 177.43 \*\*\*\* multi-week contain**
- 177.25 \*\*\*\* multi-wk contain UP**
- 176.53 \*\*\*\* multi-wk contain DP**



O= 186.86  
 H= 189.31  
 L= 186.76  
 L= 189.30  
 Δ= +1.62

# Apple (AAPL) daily chart



## Support and Resistance

**197.88 \*\*\* weekly containment**  
**195.90 \*\*\* weekly containment**

195.18 \* minor  
 194.34 \* minor  
 193.78 \* minor

**192.20 \* session containment**

191.84 \* minor  
 191.09 \* minor  
 189.44 \* intra-day containment  
 188.29 \* minor  
 187.33 \* minor  
 185.47 \* minor

**184.79 \*\*\* weekly containment UP**

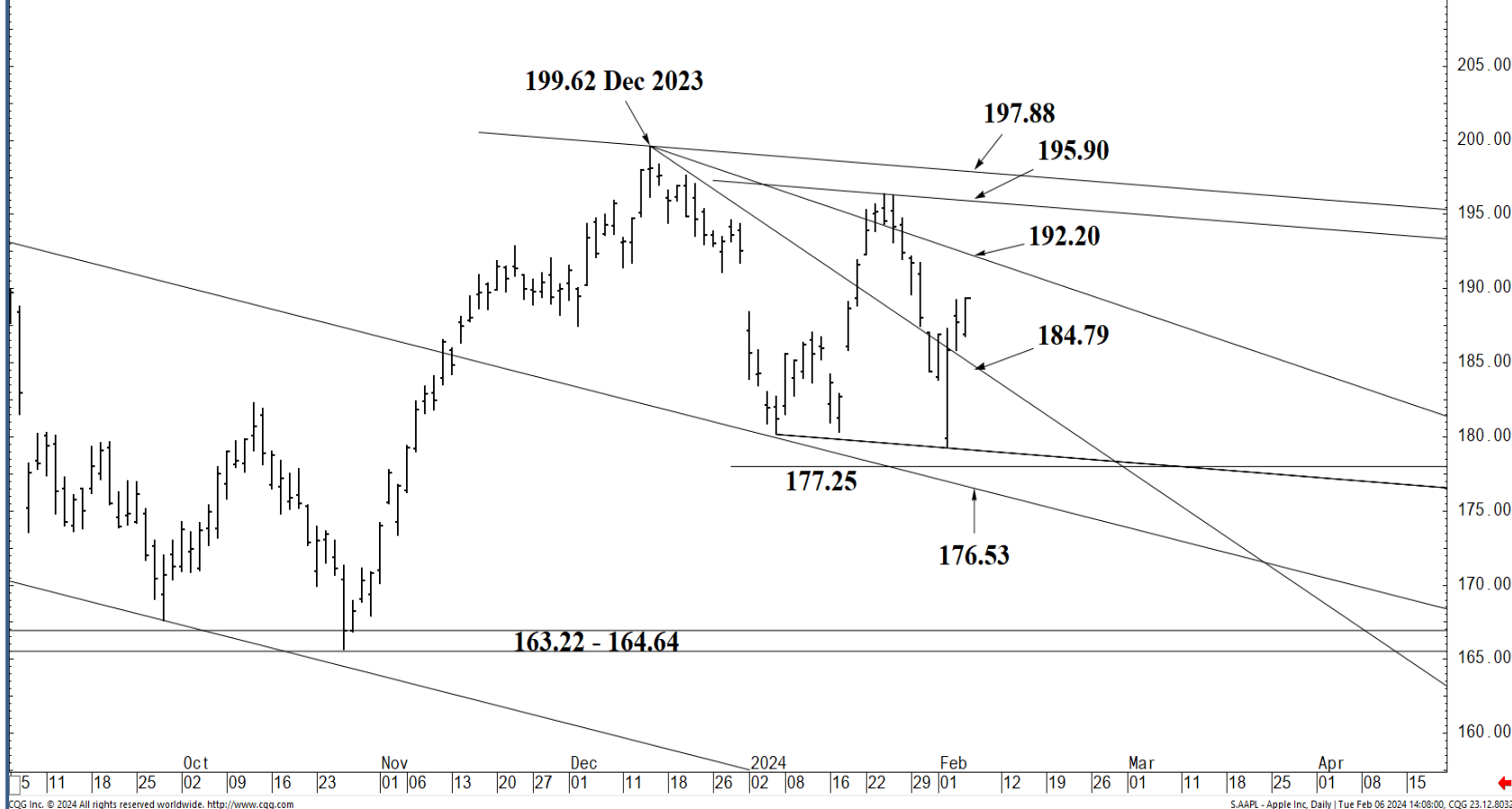
184.28 \* minor  
 183.09 \* minor  
 181.77 \* minor  
 180.54 \* minor  
 179.50 \* minor

**177.43 \*\*\*\* multi-week contain**  
**177.25 \*\*\*\* multi-wk contain UP**  
**176.53 \*\*\*\* multi-wk contain DP**



O= 186.86  
 H= 189.31  
 L= 186.76  
 C= 189.30  
 Δ= +1.62

# Apple (AAPL) daily chart



## Support and Resistance

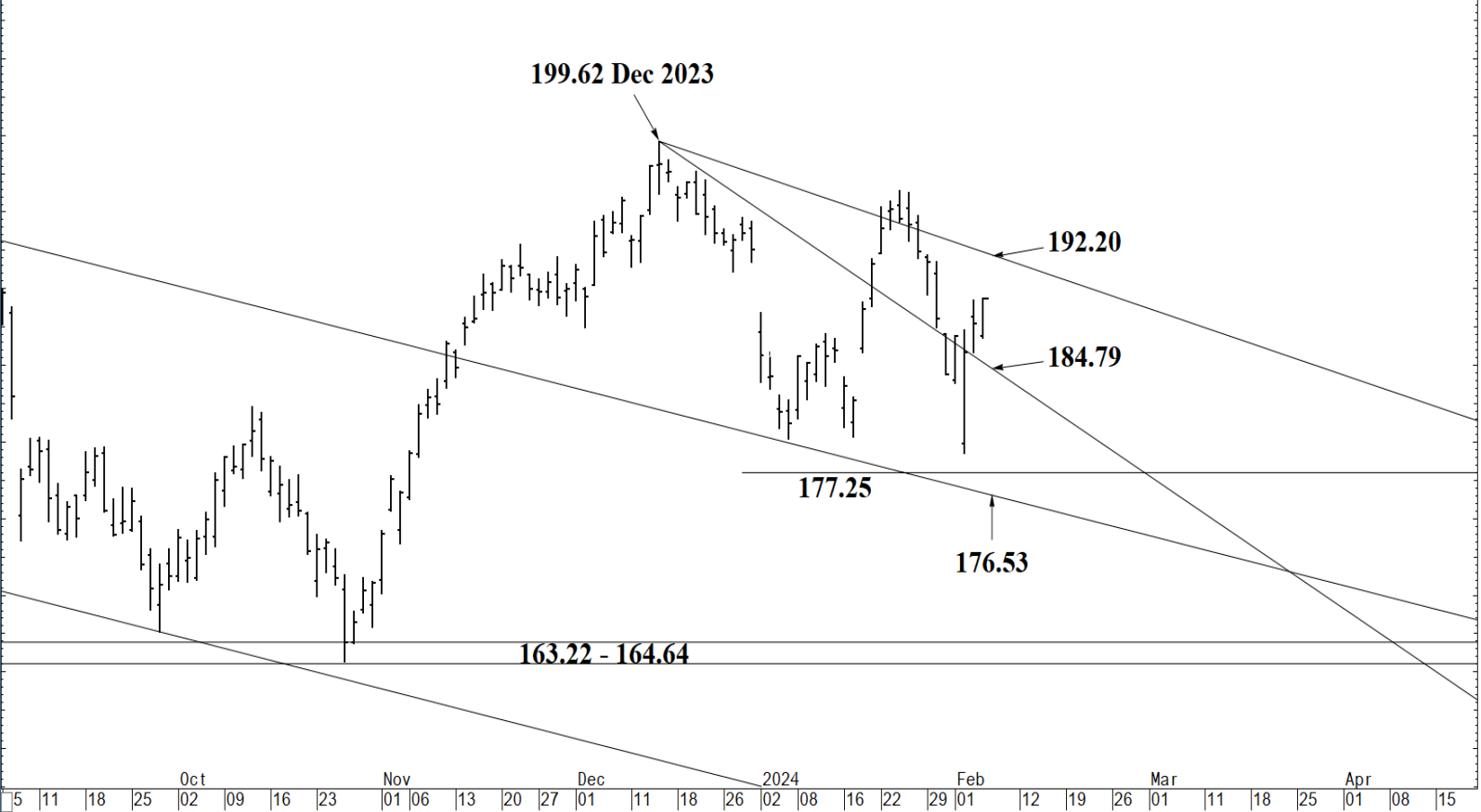
- 197.88 \*\*\* weekly containment**
- 195.90 \*\*\* weekly containment**
- 195.18 \* minor
- 194.34 \* minor
- 193.78 \* minor
- 192.20 \* session containment**
- 191.84 \* minor
- 191.09 \* minor
- 189.44 \* intra-day containment
- 188.29 \* minor
- 187.33 \* minor
- 185.47 \* minor
- 184.79 \*\*\* weekly containment UP**
- 184.28 \* minor
- 183.09 \* minor
- 181.77 \* minor
- 180.54 \* minor
- 179.50 \* minor
- 177.43 \*\*\*\* multi-week contain**
- 177.25 \*\*\*\* multi-wk contain UP**
- 176.53 \*\*\*\* multi-wk contain DP**





O= 186.86  
H= 189.31  
L= 186.76  
C= 189.30  
Δ= +1.62

# Apple (AAPL) daily chart



CGG Inc. © 2024 All rights reserved worldwide. <http://www.cgg.com> S:AAPL - Apple Inc, Daily | Tue Feb 06 2024 14:07:07, CGG 23.12.8032

## Support and Resistance

- 197.88** \*\*\* weekly containment
- 195.90** \*\*\* weekly containment
- 195.18 \* minor
- 194.34 \* minor
- 193.78 \* minor
- 192.20** \* session containment
- 191.84 \* minor
- 191.09 \* minor
- 189.44 \* intra-day containment
- 188.29 \* minor
- 187.33 \* minor
- 185.47 \* minor
- 184.79** \*\*\* weekly containment UP
- 184.28 \* minor
- 183.09 \* minor
- 181.77 \* minor
- 180.54 \* minor
- 179.50 \* minor
- 177.43** \*\*\*\* multi-week contain
- 177.25** \*\*\*\* multi-wk contain UP
- 176.53** \*\*\*\* multi-wk contain DP

