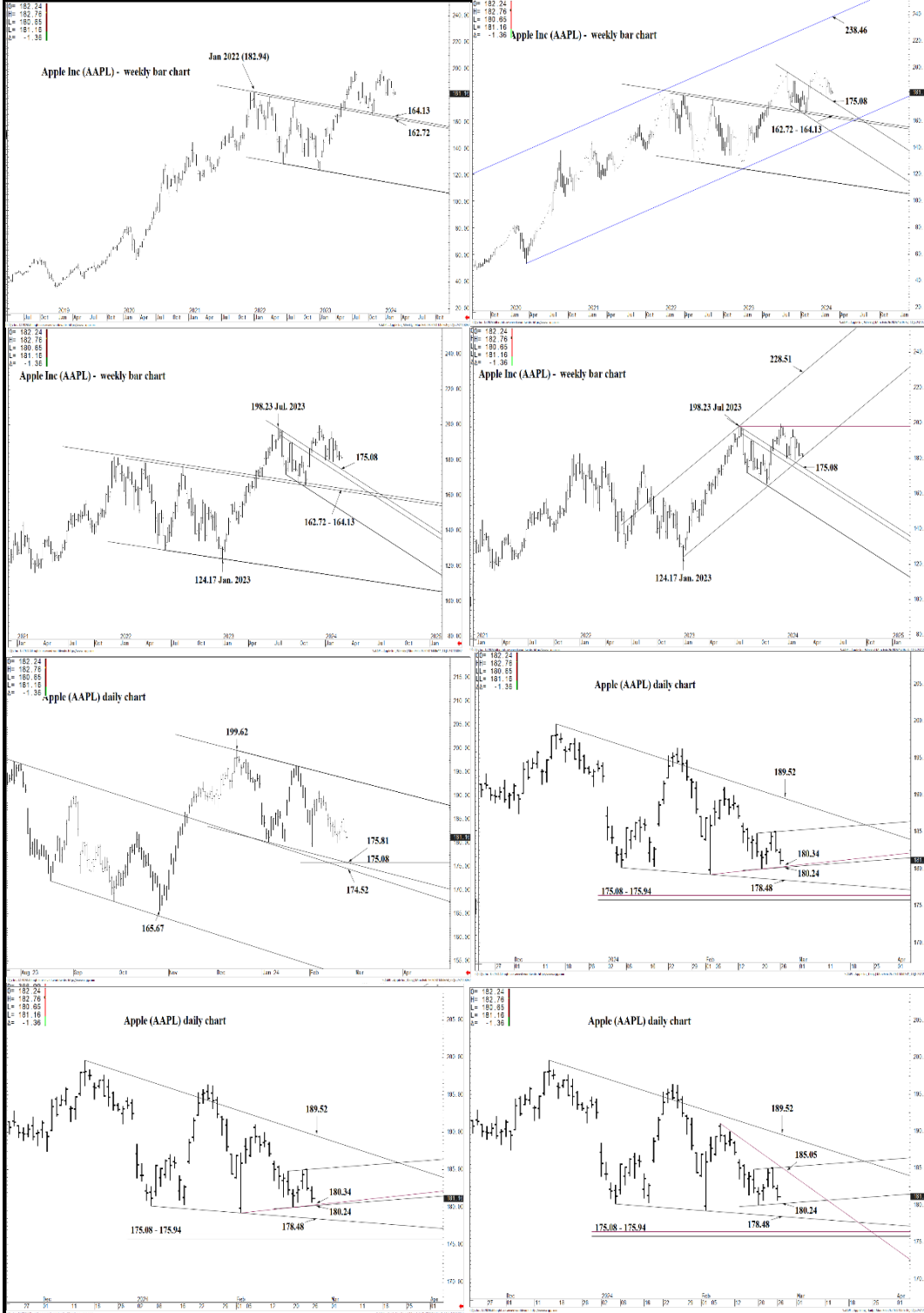




# WICKED STOCKS

DIRECTIONAL CLARITY FOR THE ACTIVE INVESTOR



## Support and Resistance

- 197.25 \*\*\*\* multi-week contain**
- 195.27 \*\*\*\* multi-week contain**
- 194.34 \* minor
- 193.78 \* minor
- 192.27 \* minor
- 189.52 \*\*\* weekly containment UP**
- 188.85 \* minor
- 188.00 \* minor
- 187.03 \* minor
- 185.05 \* session containment UP**
- 184.37 \* minor
- 183.36 \* intra-day containment
- 182.85 \* minor
- 181.85 \* minor
- 180.80 \* minor
- 180.24 \* session containment DP**
- 179.85 \* minor
- 179.25 \* minor
- 178.48 \* intra-day containment
- 177.79 \* minor
- 177.08 \* minor
- 175.81 \*\*\*\* multi-week contain**
- 175.08 \*\*\*\* multi-wk contain UP**
- 174.52 \*\*\*\* multi-wk contain DP**

O= 182.24  
 H= 182.76  
 L= 180.65  
 C= 181.16  
 Δ= -1.36

### Apple Inc (AAPL) - weekly bar chart



### Support and Resistance

- 197.25 \*\*\*\* multi-week contain**
- 195.27 \*\*\*\* multi-week contain**
  
- 194.34 \* minor
- 193.78 \* minor
- 192.27 \* minor
  
- 189.52 \*\*\* weekly containment UP**
  
- 188.85 \* minor
- 188.00 \* minor
- 187.03 \* minor
  
- 185.05 \* session containment UP**
  
- 184.37 \* minor
- 183.36 \* intra-day containment
- 182.85 \* minor
- 181.85 \* minor
- 180.80 \* minor
  
- 180.24 \* session containment DP**
  
- 179.85 \* minor
- 179.25 \* minor
- 178.48 \* intra-day containment
- 177.79 \* minor
- 177.08 \* minor
  
- 175.81 \*\*\*\* multi-week contain**
- 175.08 \*\*\*\* multi-wk contain UP**
- 174.52 \*\*\*\* multi-wk contain DP**



O= 182.24  
 H= 182.76  
 L= 180.65  
 C= 181.16  
 Δ= -1.36

Apple Inc (AAPL) - weekly bar chart



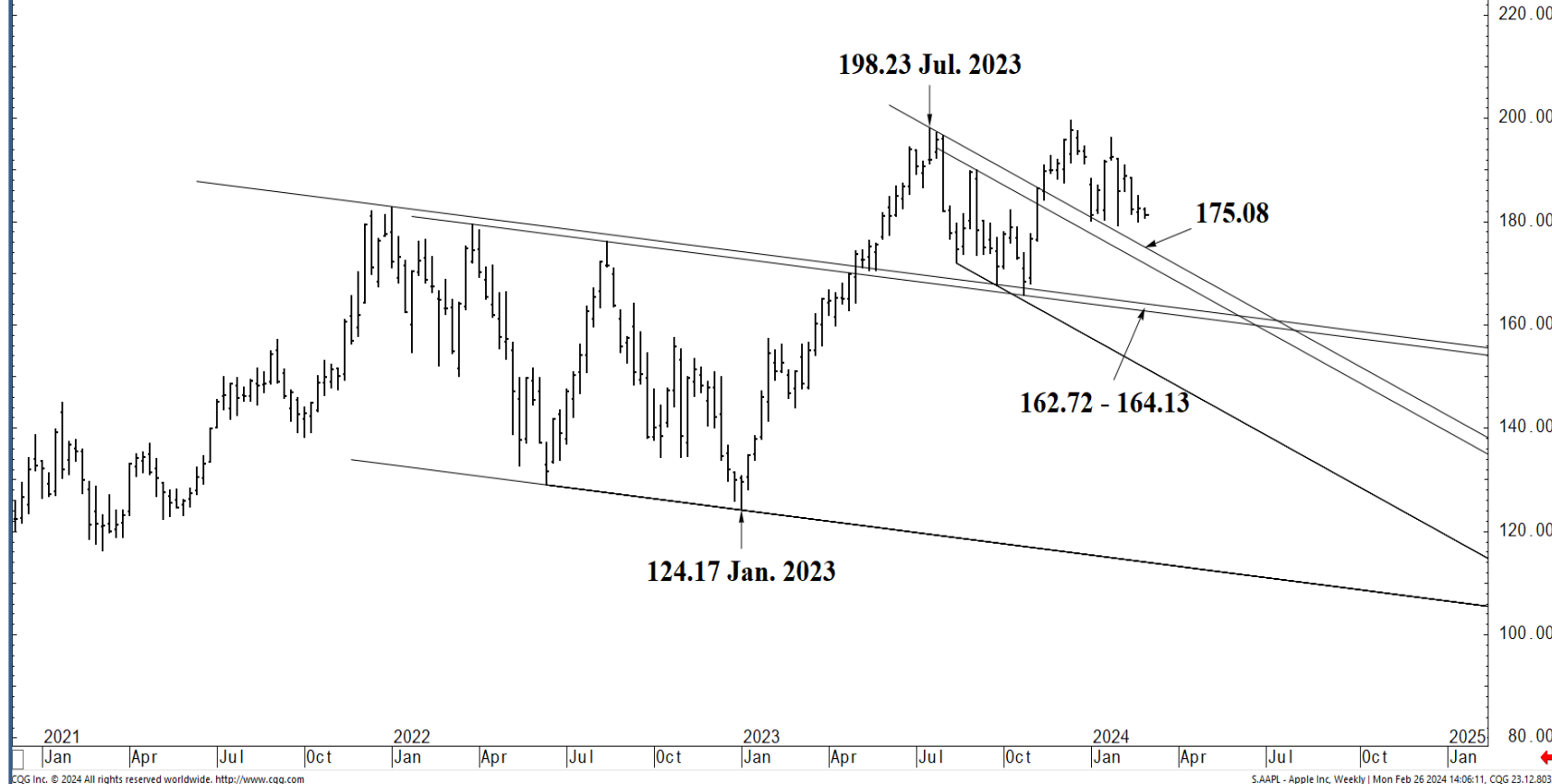
### Support and Resistance

197.25	****	multi-week contain
195.27	****	multi-week contain
194.34	*	minor
193.78	*	minor
192.27	*	minor
189.52	***	weekly containment UP
188.85	*	minor
188.00	*	minor
187.03	*	minor
185.05	*	session containment UP
184.37	*	minor
183.36	*	intra-day containment
182.85	*	minor
181.85	*	minor
180.80	*	minor
180.24	*	session containment DP
179.85	*	minor
179.25	*	minor
178.48	*	intra-day containment
177.79	*	minor
177.08	*	minor
175.81	****	multi-week contain
175.08	****	multi-wk contain UP
174.52	****	multi-wk contain DP



O= 182.24  
 H= 182.76  
 L= 180.65  
 C= 181.16  
 Δ= -1.36

### Apple Inc (AAPL) - weekly bar chart



### Support and Resistance

- 197.25 \*\*\*\* multi-week contain**
- 195.27 \*\*\*\* multi-week contain**
  
- 194.34 \* minor
- 193.78 \* minor
- 192.27 \* minor
  
- 189.52 \*\*\* weekly containment UP**
  
- 188.85 \* minor
- 188.00 \* minor
- 187.03 \* minor
  
- 185.05 \* session containment UP**
  
- 184.37 \* minor
- 183.36 \* intra-day containment
- 182.85 \* minor
- 181.85 \* minor
- 180.80 \* minor
  
- 180.24 \* session containment DP**
  
- 179.85 \* minor
- 179.25 \* minor
- 178.48 \* intra-day containment
- 177.79 \* minor
- 177.08 \* minor
  
- 175.81 \*\*\*\* multi-week contain**
- 175.08 \*\*\*\* multi-wk contain UP**
- 174.52 \*\*\*\* multi-wk contain DP**



O= 182.24  
 H= 182.76  
 L= 180.65  
 C= 181.16  
 Δ= -1.36

### Apple Inc (AAPL) - weekly bar chart



### Support and Resistance

- 197.25 \*\*\*\* multi-week contain**
- 195.27 \*\*\*\* multi-week contain**
  
- 194.34 \* minor
- 193.78 \* minor
- 192.27 \* minor
  
- 189.52 \*\*\* weekly containment UP**
  
- 188.85 \* minor
- 188.00 \* minor
- 187.03 \* minor
  
- 185.05 \* session containment UP**
  
- 184.37 \* minor
- 183.36 \* intra-day containment
- 182.85 \* minor
- 181.85 \* minor
- 180.80 \* minor
  
- 180.24 \* session containment DP**
  
- 179.85 \* minor
- 179.25 \* minor
- 178.48 \* intra-day containment
- 177.79 \* minor
- 177.08 \* minor
  
- 175.81 \*\*\*\* multi-week contain**
- 175.08 \*\*\*\* multi-wk contain UP**
- 174.52 \*\*\*\* multi-wk contain DP**

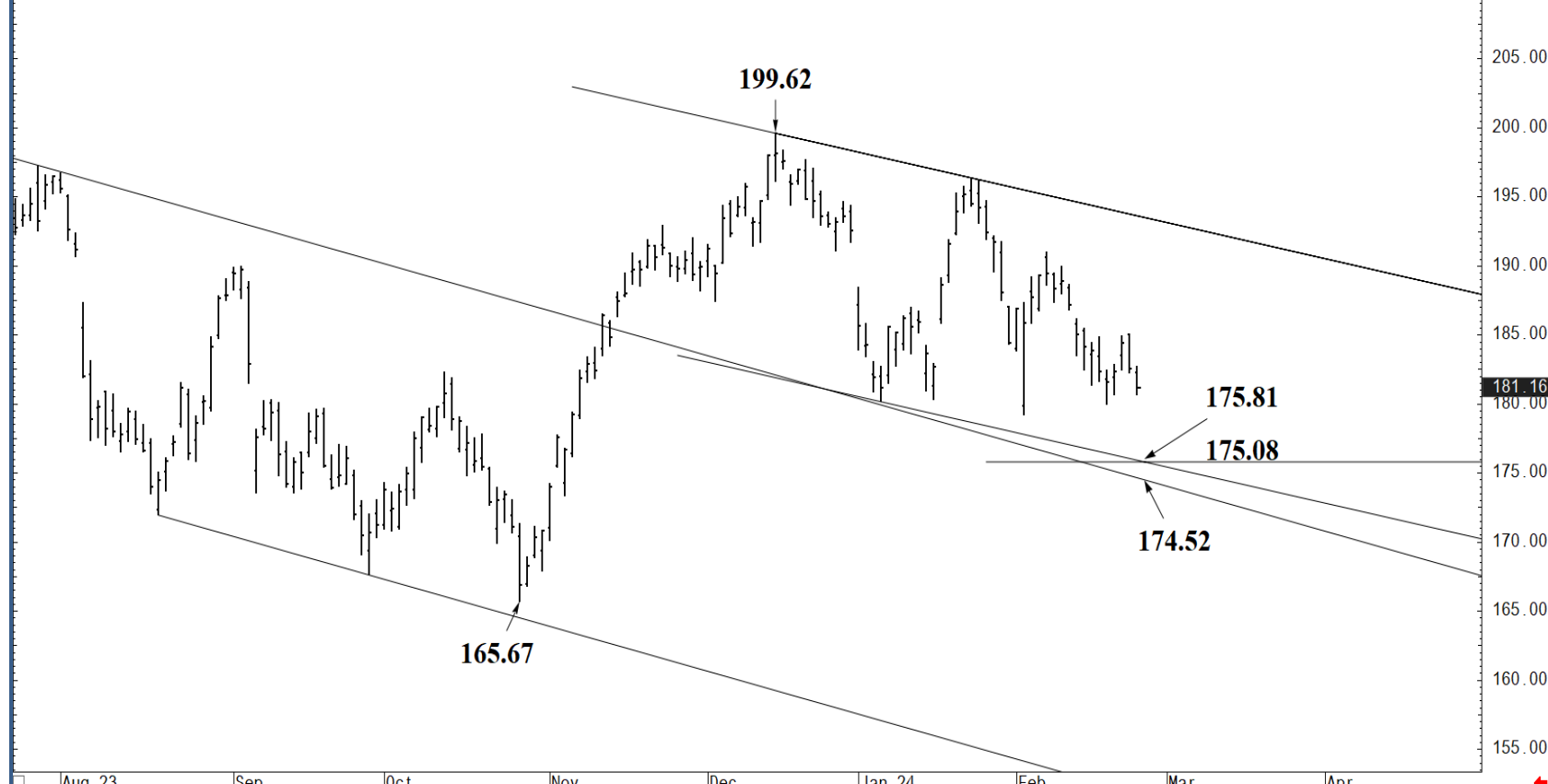
2021 Jan Apr Jul Oct 2022 Jan Apr Jul Oct 2023 Jan Apr Jul Oct 2024 Jan Apr Jul Oct 2025 Jan

CGI Inc. © 2024 All rights reserved worldwide. <http://www.cgi.com> S:AAPL - Apple Inc, Weekly | Mon Feb 26 2024 14:06:24, CQG 23.12.8032



O= 182.24  
 H= 182.76  
 L= 180.65  
 L= 181.16  
 Δ= -1.36

Apple (AAPL) daily chart



**Support and Resistance**

- 197.25 \*\*\*\* multi-week contain**
- 195.27 \*\*\*\* multi-week contain**
- 194.34 \* minor
- 193.78 \* minor
- 192.27 \* minor
- 189.52 \*\*\* weekly containment UP**
- 188.85 \* minor
- 188.00 \* minor
- 187.03 \* minor
- 185.05 \* session containment UP**
- 184.37 \* minor
- 183.36 \* intra-day containment
- 182.85 \* minor
- 181.85 \* minor
- 180.80 \* minor
- 180.24 \* session containment DP**
- 179.85 \* minor
- 179.25 \* minor
- 178.48 \* intra-day containment
- 177.79 \* minor
- 177.08 \* minor
- 175.81 \*\*\*\* multi-week contain**
- 175.08 \*\*\*\* multi-wk contain UP**
- 174.52 \*\*\*\* multi-wk contain DP**



O= 182.24  
 H= 182.76  
 L= 180.65  
 C= 181.16  
 Δ= -1.36

## Apple (AAPL) daily chart



### Support and Resistance

**197.25 \*\*\*\* multi-week contain**  
**195.27 \*\*\*\* multi-week contain**

194.34 \* minor  
 193.78 \* minor  
 192.27 \* minor

**189.52 \*\*\* weekly containment UP**

188.85 \* minor  
 188.00 \* minor  
 187.03 \* minor

**185.05 \* session containment UP**

184.37 \* minor  
 183.36 \* intra-day containment  
 182.85 \* minor  
 181.85 \* minor  
 180.80 \* minor

**180.24 \* session containment DP**

179.85 \* minor  
 179.25 \* minor  
 178.48 \* intra-day containment  
 177.79 \* minor  
 177.08 \* minor

**175.81 \*\*\*\* multi-week contain**  
**175.08 \*\*\*\* multi-wk contain UP**  
**174.52 \*\*\*\* multi-wk contain DP**



O= 182.24  
 H= 182.76  
 L= 180.65  
 C= 181.16  
 Δ= -1.36

# Apple (AAPL) daily chart



## Support and Resistance

- 197.25 \*\*\*\* multi-week contain**
- 195.27 \*\*\*\* multi-week contain**
  
- 194.34 \* minor
- 193.78 \* minor
- 192.27 \* minor
  
- 189.52 \*\*\* weekly containment UP**
- 188.85 \* minor
- 188.00 \* minor
- 187.03 \* minor
  
- 185.05 \* session containment UP**
- 184.37 \* minor
- 183.36 \* intra-day containment
- 182.85 \* minor
- 181.85 \* minor
- 180.80 \* minor
  
- 180.24 \* session containment DP**
- 179.85 \* minor
- 179.25 \* minor
- 178.48 \* intra-day containment
- 177.79 \* minor
- 177.08 \* minor
  
- 175.81 \*\*\*\* multi-week contain**
- 175.08 \*\*\*\* multi-wk contain UP**
- 174.52 \*\*\*\* multi-wk contain DP**





O= 182.24  
 H= 182.76  
 L= 180.65  
 C= 181.16  
 Δ= -1.36

### Apple (AAPL) daily chart



### Support and Resistance

- 197.25** \*\*\*\* multi-week contain
- 195.27** \*\*\*\* multi-week contain
- 194.34 \* minor
- 193.78 \* minor
- 192.27 \* minor
- 189.52** \*\*\* weekly containment UP
- 188.85 \* minor
- 188.00 \* minor
- 187.03 \* minor
- 185.05** \* session containment UP
- 184.37 \* minor
- 183.36 \* intra-day containment
- 182.85 \* minor
- 181.85 \* minor
- 180.80 \* minor
- 180.24** \* session containment DP
- 179.85 \* minor
- 179.25 \* minor
- 178.48 \* intra-day containment
- 177.79 \* minor
- 177.08 \* minor
- 175.81** \*\*\*\* multi-week contain
- 175.08** \*\*\*\* multi-wk contain UP
- 174.52** \*\*\*\* multi-wk contain DP

