



# WICKED STOCKS

DIRECTIONAL CLARITY FOR THE ACTIVE INVESTOR



## Support and Resistance

- 197.34** \*\*\*\* multi-week contain
- 195.36** \*\*\*\* multi-week contain
- 194.34 \* intra-day containment
- 193.78 \* minor
- 193.11 \* minor
- 189.94** \*\*\* weekly containment UP
- 188.85 \* minor
- 188.00 \* minor
- 187.03 \* minor
- 185.98** \* session containment UP
- 185.53 \* minor
- 184.95 \* minor
- 183.92 \* minor
- 182.15** \* session containment DP
- 181.09 \* minor
- 180.26 \* intra-day containment
- 179.25 \* minor
- 178.57 \* minor
- 177.78 \* minor
- 177.08 \* minor
- 176.06** \*\*\*\* multi-week contain
- 175.81** \*\*\*\* multi-wk contain UP
- 174.83** \*\*\*\* multi-wk contain DP

O= 183.48  
 H= 184.95  
 L= 182.46  
 C= 184.37  
 Δ= +2.05

Apple Inc (AAPL) - weekly bar chart



**Support and Resistance**

- 197.34 \*\*\*\* multi-week contain**
- 195.36 \*\*\*\* multi-week contain**
- 194.34 \* intra-day containment
- 193.78 \* minor
- 193.11 \* minor
- 189.94 \*\*\* weekly containment UP**
- 188.85 \* minor
- 188.00 \* minor
- 187.03 \* minor
- 185.98 \* session containment UP**
- 185.53 \* minor
- 184.95 \* minor
- 183.92 \* minor
- 182.15 \* session containment DP**
- 181.09 \* minor
- 180.26 \* intra-day containment
- 179.25 \* minor
- 178.57 \* minor
- 177.78 \* minor
- 177.08 \* minor
- 176.06 \*\*\*\* multi-week contain**
- 175.81 \*\*\*\* multi-wk contain UP**
- 174.83 \*\*\*\* multi-wk contain DP**



O= 183.48  
 H= 184.95  
 L= 182.46  
 C= 184.37  
 Δ= +2.05

Apple Inc (AAPL) - weekly bar chart



**Support and Resistance**

- 197.34 \*\*\*\* multi-week contain**
- 195.36 \*\*\*\* multi-week contain**
  
- 194.34 \* intra-day containment
- 193.78 \* minor
- 193.11 \* minor
  
- 189.94 \*\*\* weekly containment UP**
  
- 188.85 \* minor
- 188.00 \* minor
- 187.03 \* minor
  
- 185.98 \* session containment UP**
  
- 185.53 \* minor
- 184.95 \* minor
- 183.92 \* minor
  
- 182.15 \* session containment DP**
  
- 181.09 \* minor
- 180.26 \* intra-day containment
- 179.25 \* minor
- 178.57 \* minor
- 177.78 \* minor
- 177.08 \* minor
  
- 176.06 \*\*\*\* multi-week contain**
- 175.81 \*\*\*\* multi-wk contain UP**
- 174.83 \*\*\*\* multi-wk contain DP**

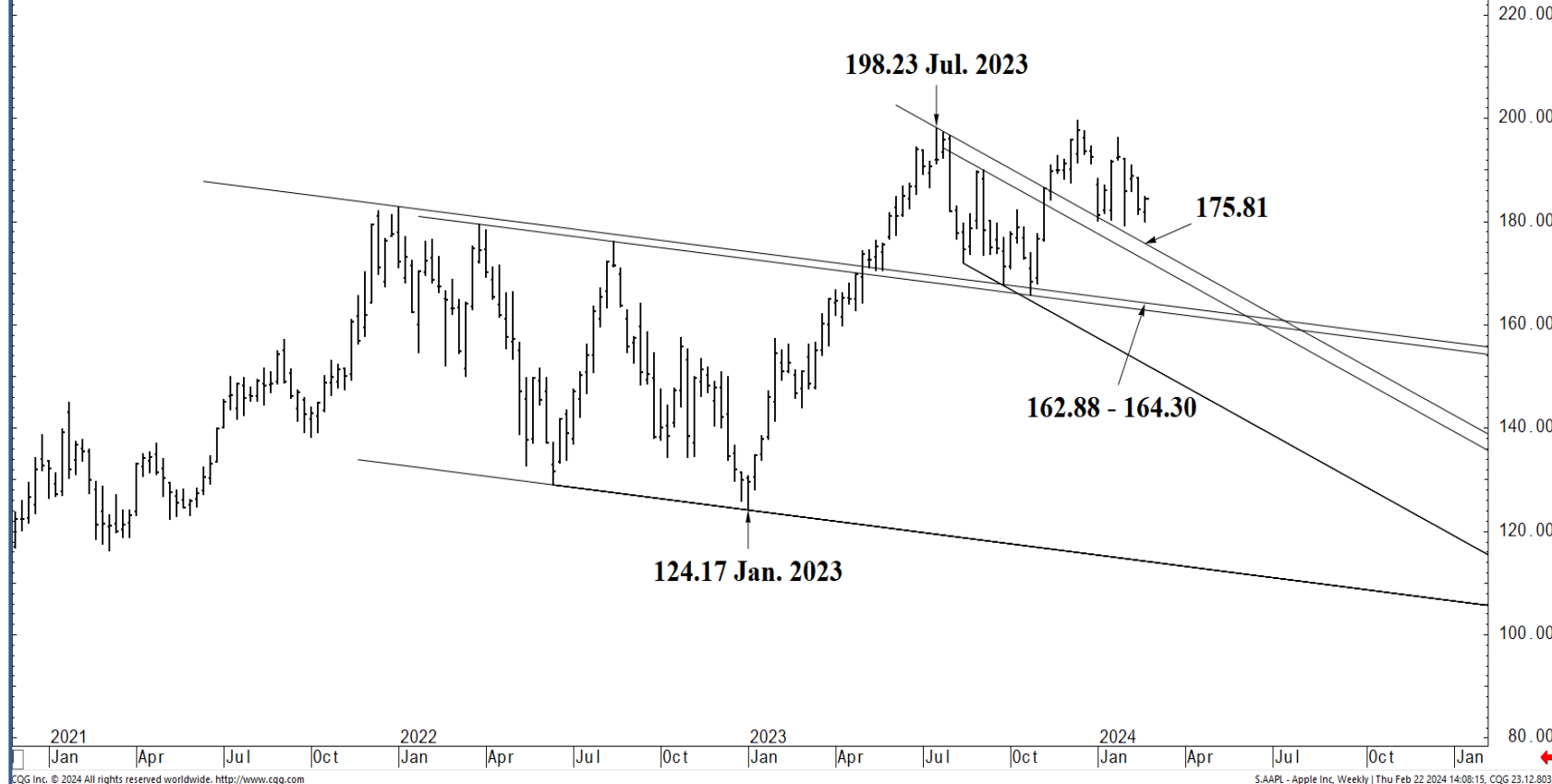
CGG Inc. © 2024 All rights reserved worldwide. <http://www.cgg.com>

S:AAPL - Apple Inc. Weekly | Thu Feb 22 2024 14:08:04, CQG 23.12.8032



O= 183.48  
 H= 184.95  
 L= 182.46  
 C= 184.37  
 Δ= +2.05

Apple Inc (AAPL) - weekly bar chart



**Support and Resistance**

- 197.34 \*\*\*\* multi-week contain**
- 195.36 \*\*\*\* multi-week contain**
- 194.34 \* intra-day containment
- 193.78 \* minor
- 193.11 \* minor
- 189.94 \*\*\* weekly containment UP**
- 188.85 \* minor
- 188.00 \* minor
- 187.03 \* minor
- 185.98 \* session containment UP**
- 185.53 \* minor
- 184.95 \* minor
- 183.92 \* minor
- 182.15 \* session containment DP**
- 181.09 \* minor
- 180.26 \* intra-day containment
- 179.25 \* minor
- 178.57 \* minor
- 177.78 \* minor
- 177.08 \* minor
- 176.06 \*\*\*\* multi-week contain**
- 175.81 \*\*\*\* multi-wk contain UP**
- 174.83 \*\*\*\* multi-wk contain DP**



O= 183.48  
 H= 184.95  
 L= 182.46  
 C= 184.37  
 Δ= +2.05

### Apple Inc (AAPL) - weekly bar chart



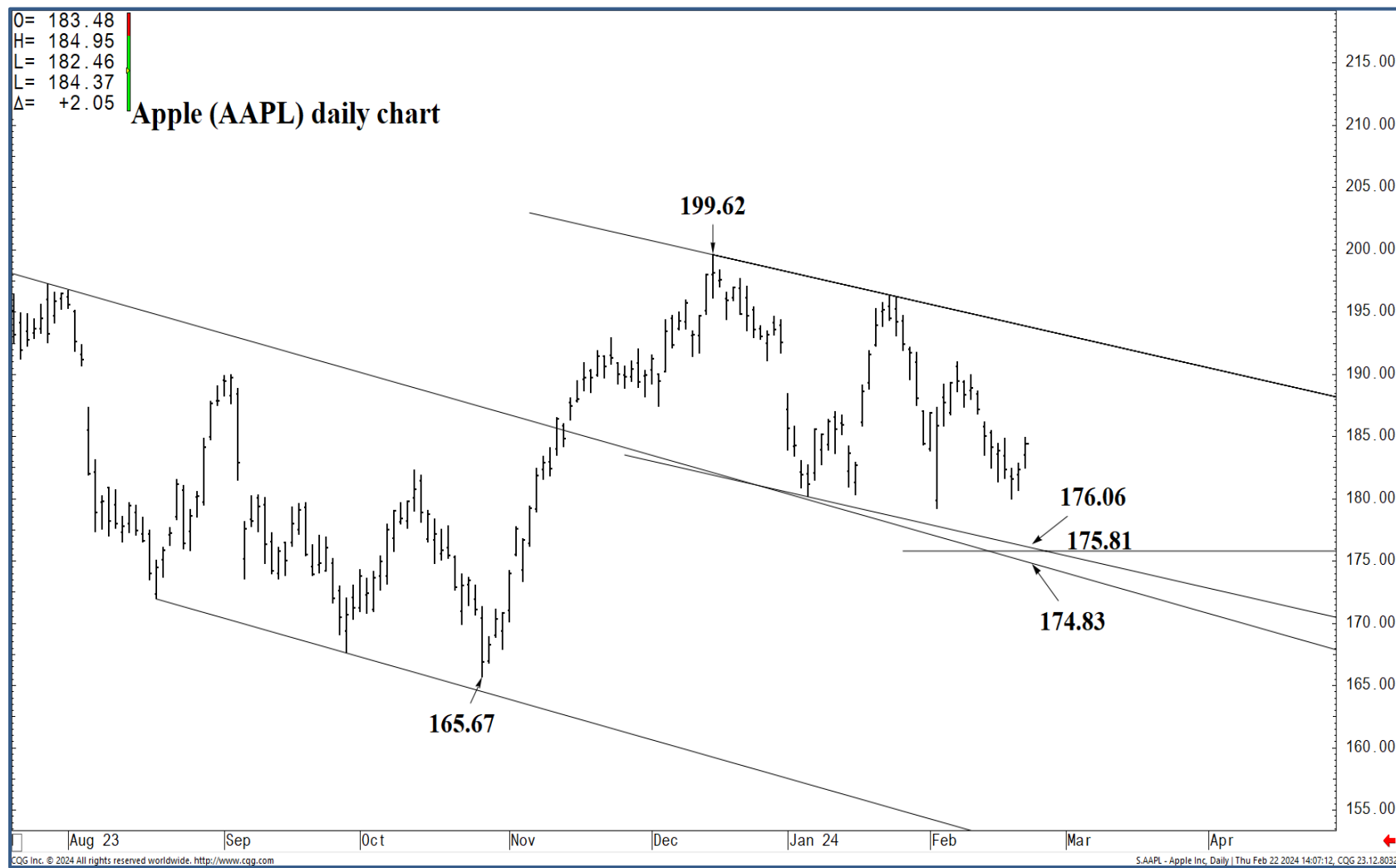
### Support and Resistance

- 197.34** \*\*\*\* multi-week contain
- 195.36** \*\*\*\* multi-week contain
- 194.34 \* intra-day containment
- 193.78 \* minor
- 193.11 \* minor
- 189.94** \*\*\* weekly containment UP
- 188.85 \* minor
- 188.00 \* minor
- 187.03 \* minor
- 185.98** \* session containment UP
- 185.53 \* minor
- 184.95 \* minor
- 183.92 \* minor
- 182.15** \* session containment DP
- 181.09 \* minor
- 180.26 \* intra-day containment
- 179.25 \* minor
- 178.57 \* minor
- 177.78 \* minor
- 177.08 \* minor
- 176.06** \*\*\*\* multi-week contain
- 175.81** \*\*\*\* multi-wk contain UP
- 174.83** \*\*\*\* multi-wk contain DP



O= 183.48  
 H= 184.95  
 L= 182.46  
 L= 184.37  
 Δ= +2.05

### Apple (AAPL) daily chart



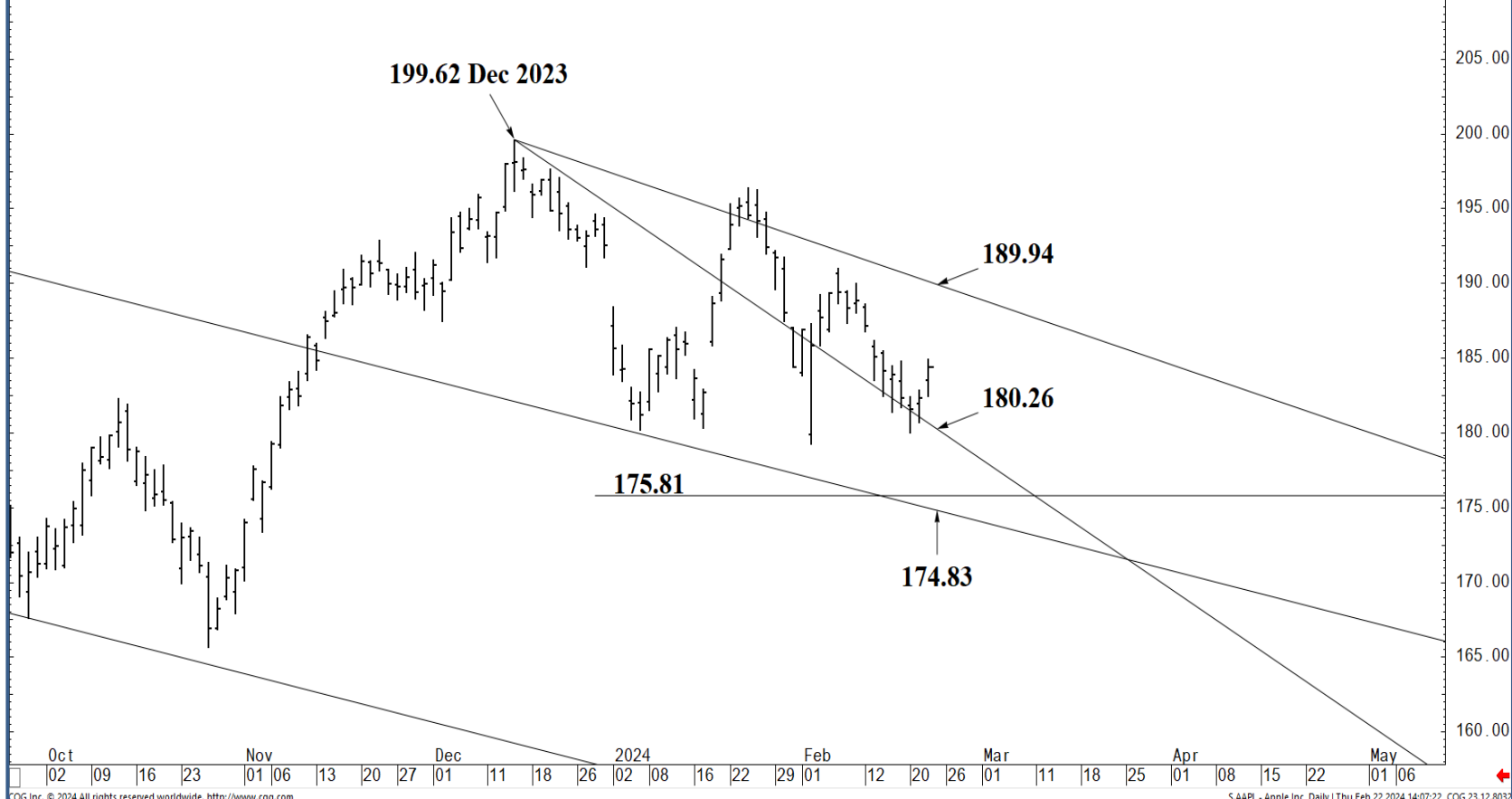
### Support and Resistance

- 197.34** \*\*\*\* multi-week contain
- 195.36** \*\*\*\* multi-week contain
- 194.34 \* intra-day containment
- 193.78 \* minor
- 193.11 \* minor
- 189.94** \*\*\* weekly containment UP
- 188.85 \* minor
- 188.00 \* minor
- 187.03 \* minor
- 185.98** \* session containment UP
- 185.53 \* minor
- 184.95 \* minor
- 183.92 \* minor
- 182.15** \* session containment DP
- 181.09 \* minor
- 180.26 \* intra-day containment
- 179.25 \* minor
- 178.57 \* minor
- 177.78 \* minor
- 177.08 \* minor
- 176.06** \*\*\*\* multi-week contain
- 175.81** \*\*\*\* multi-wk contain UP
- 174.83** \*\*\*\* multi-wk contain DP



O= 183.48  
 H= 184.95  
 L= 182.46  
 C= 184.37  
 Δ= +2.05

# Apple (AAPL) daily chart



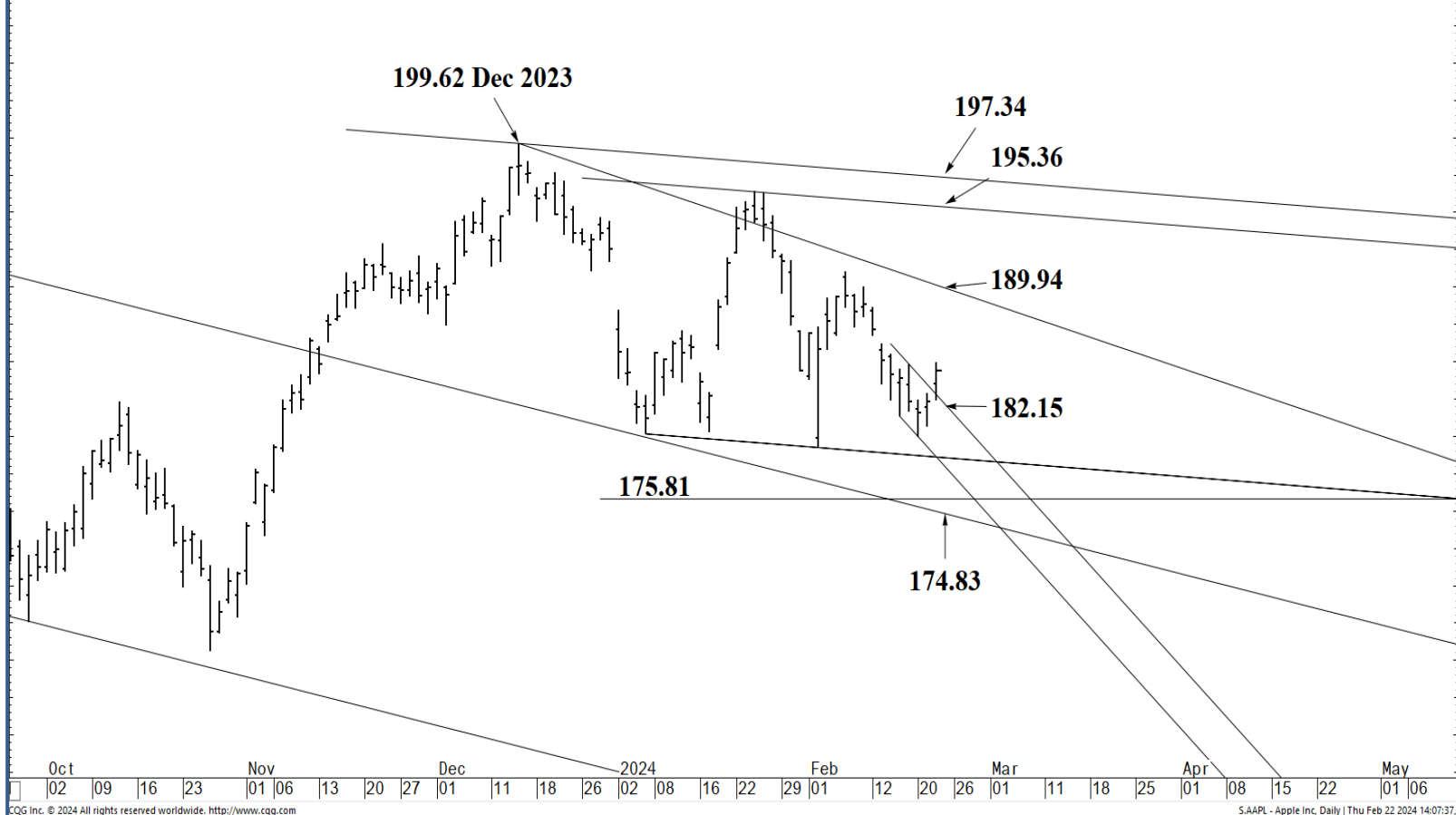
## Support and Resistance

- 197.34 \*\*\*\* multi-week contain**
- 195.36 \*\*\*\* multi-week contain**
  
- 194.34 \* intra-day containment
- 193.78 \* minor
- 193.11 \* minor
  
- 189.94 \*\*\* weekly containment UP**
  
- 188.85 \* minor
- 188.00 \* minor
- 187.03 \* minor
  
- 185.98 \* session containment UP**
  
- 185.53 \* minor
- 184.95 \* minor
- 183.92 \* minor
  
- 182.15 \* session containment DP**
  
- 181.09 \* minor
- 180.26 \* intra-day containment
- 179.25 \* minor
- 178.57 \* minor
- 177.78 \* minor
- 177.08 \* minor
  
- 176.06 \*\*\*\* multi-week contain**
- 175.81 \*\*\*\* multi-wk contain UP**
- 174.83 \*\*\*\* multi-wk contain DP**



O= 183.48  
H= 184.95  
L= 182.46  
L= 184.37  
Δ= +2.05

# Apple (AAPL) daily chart



## Support and Resistance

- 197.34 \*\*\*\* multi-week contain**
- 195.36 \*\*\*\* multi-week contain**
  
- 194.34 \* intra-day containment
- 193.78 \* minor
- 193.11 \* minor
  
- 189.94 \*\*\* weekly containment UP**
  
- 188.85 \* minor
- 188.00 \* minor
- 187.03 \* minor
  
- 185.98 \* session containment UP**
  
- 185.53 \* minor
- 184.95 \* minor
- 183.92 \* minor
  
- 182.15 \* session containment DP**
  
- 181.09 \* minor
- 180.26 \* intra-day containment
- 179.25 \* minor
- 178.57 \* minor
- 177.78 \* minor
- 177.08 \* minor
  
- 176.06 \*\*\*\* multi-week contain**
- 175.81 \*\*\*\* multi-wk contain UP**
- 174.83 \*\*\*\* multi-wk contain DP**

© 2024 All rights reserved worldwide. <http://www.cqg.com>

S:AAPL - Apple Inc, Daily | Thu Feb 22 2024 14:07:37, CQG 23.12.8032





O= 183.48  
 H= 184.95  
 L= 182.46  
 Δ= +2.05

### Apple (AAPL) daily chart



CGG Inc. © 2024 All rights reserved worldwide. <http://www.cgg.com>

S:AAPL - Apple Inc. Daily | Thu Feb 22 2024 14:09:19, CGG 23.12.8032

### Support and Resistance

- 197.34** \*\*\*\* multi-week contain
- 195.36** \*\*\*\* multi-week contain
- 194.34 \* intra-day containment
- 193.78 \* minor
- 193.11 \* minor
- 189.94** \*\*\* weekly containment UP
- 188.85 \* minor
- 188.00 \* minor
- 187.03 \* minor
- 185.98** \* session containment UP
- 185.53 \* minor
- 184.95 \* minor
- 183.92 \* minor
- 182.15** \* session containment DP
- 181.09 \* minor
- 180.26 \* intra-day containment
- 179.25 \* minor
- 178.57 \* minor
- 177.78 \* minor
- 177.08 \* minor
- 176.06** \*\*\*\* multi-week contain
- 175.81** \*\*\*\* multi-wk contain UP
- 174.83** \*\*\*\* multi-wk contain DP

