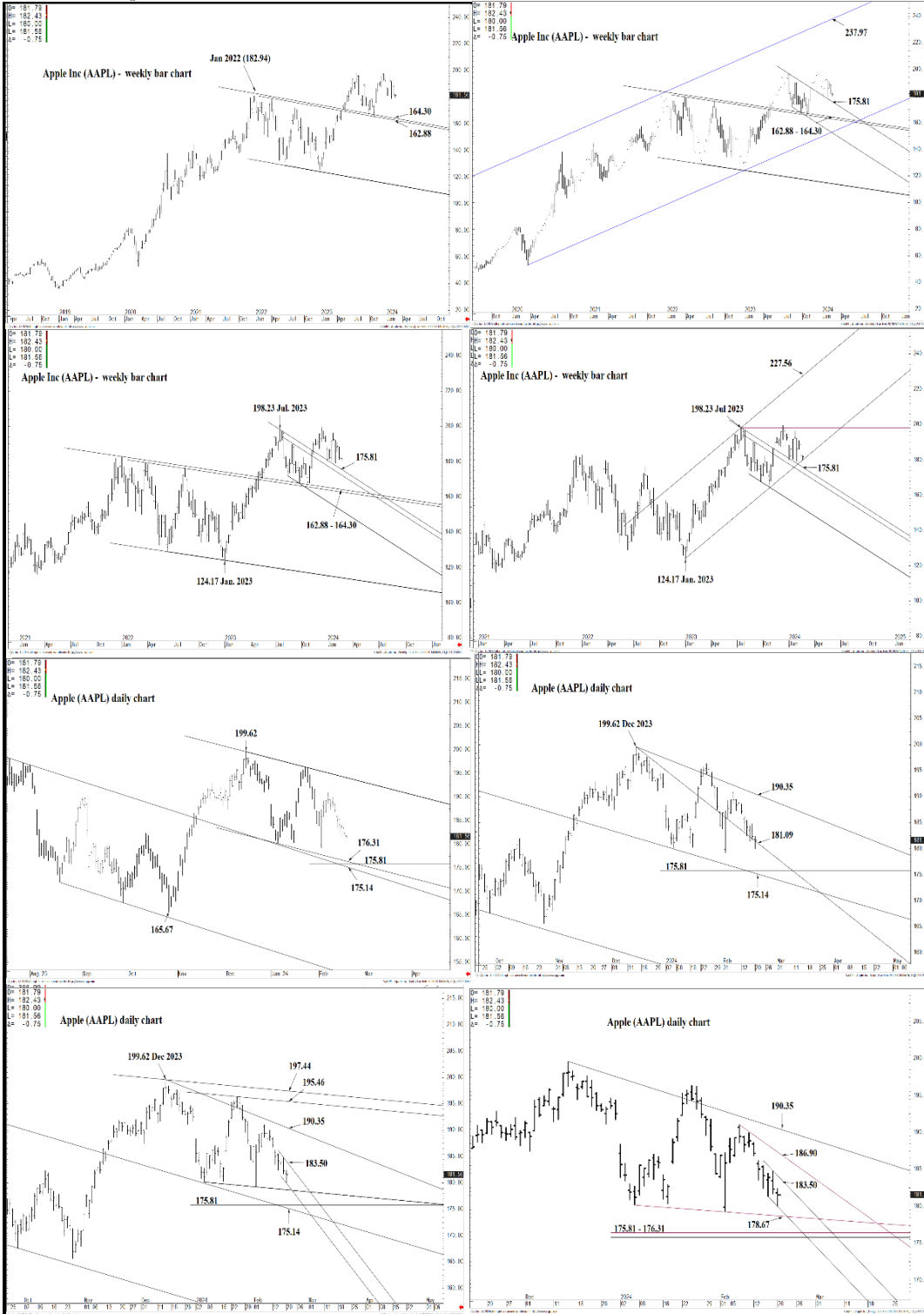




WICKED STOCKS

DIRECTIONAL CLARITY FOR THE ACTIVE INVESTOR



Support and Resistance

197.44 ** multi-week contain**
195.46 ** multi-week contain**

194.34 * intra-day containment
 193.78 * minor
 193.11 * minor

190.35 * weekly containment**

189.99 * minor
 188.65 * minor

186.90 * session containment

186.20 * minor
 185.53 * intra-day containment
 184.49 * minor

183.50 * session containment

182.31 * minor
 181.09 * minor
 180.60 * minor
 179.25 * minor
 178.67 * intra-day containment
 177.78 * minor

176.31 ** multi-week contain**
175.81 ** multi-wk contain UP**
175.14 ** multi-wk contain DP**

O= 181.79
 H= 182.43
 L= 180.00
 C= 181.56
 Δ= -0.75

Apple Inc (AAPL) - weekly bar chart

Jan 2022 (182.94)

164.30

162.88

181.56

240.00
220.00
200.00
180.00
160.00
140.00
120.00
100.00
80.00
60.00
40.00
20.00

Support and Resistance

- 197.44 **** multi-week contain**
- 195.46 **** multi-week contain**
- 194.34 * intra-day containment
- 193.78 * minor
- 193.11 * minor
- 190.35 *** weekly containment**
- 189.99 * minor
- 188.65 * minor
- 186.90 * session containment**
- 186.20 * minor
- 185.53 * intra-day containment
- 184.49 * minor
- 183.50 * session containment**
- 182.31 * minor
- 181.09 * minor
- 180.60 * minor
- 179.25 * minor
- 178.67 * intra-day containment
- 177.78 * minor
- 176.31 **** multi-week contain**
- 175.81 **** multi-wk contain UP**
- 175.14 **** multi-wk contain DP**

2019 2020 2021 2022 2023 2024
 Apr Jul Oct Jan Apr Jul Oct Jan Apr Jul Oct Jan Apr Jul Oct Jan Apr Jul Oct Jan Apr Jul Oct

CGI Inc. © 2024 All rights reserved worldwide. http://www.cqi.com S:AAPL - Apple Inc, Weekly | Tue Feb 20 2024 14:04:35, CQG 23.12.8032



O= 181.79
 H= 182.43
 L= 180.00
 Δ= -0.75

Apple Inc (AAPL) - weekly bar chart



Support and Resistance

- 197.44 **** multi-week contain**
- 195.46 **** multi-week contain**
- 194.34 * intra-day containment
- 193.78 * minor
- 193.11 * minor
- 190.35 *** weekly containment**
- 189.99 * minor
- 188.65 * minor
- 186.90 * session containment**
- 186.20 * minor
- 185.53 * intra-day containment
- 184.49 * minor
- 183.50 * session containment**
- 182.31 * minor
- 181.09 * minor
- 180.60 * minor
- 179.25 * minor
- 178.67 * intra-day containment
- 177.78 * minor
- 176.31 **** multi-week contain**
- 175.81 **** multi-wk contain UP**
- 175.14 **** multi-wk contain DP**

CGG Inc. © 2024 All rights reserved worldwide. <http://www.cgg.com>

S:AAPL - Apple Inc, Weekly | Tue Feb 20 2024 14:04:45, CQG 23.12.8032



O= 181.79
 H= 182.43
 L= 180.00
 L= 181.56
 Δ= -0.75

Apple Inc (AAPL) - weekly bar chart



Support and Resistance

197.44 ** multi-week contain**
195.46 ** multi-week contain**

194.34 * intra-day containment
 193.78 * minor
 193.11 * minor

190.35 * weekly containment**

189.99 * minor
 188.65 * minor

186.90 * session containment

186.20 * minor
 185.53 * intra-day containment
 184.49 * minor

183.50 * session containment

182.31 * minor
 181.09 * minor
 180.60 * minor
 179.25 * minor
 178.67 * intra-day containment
 177.78 * minor

176.31 ** multi-week contain**
175.81 ** multi-wk contain UP**
175.14 ** multi-wk contain DP**



O= 181.79
 H= 182.43
 L= 180.00
 C= 181.56
 Δ= -0.75

Apple Inc (AAPL) - weekly bar chart



Support and Resistance

- 197.44 **** multi-week contain**
- 195.46 **** multi-week contain**
- 194.34 * intra-day containment
- 193.78 * minor
- 193.11 * minor
- 190.35 *** weekly containment**
- 189.99 * minor
- 188.65 * minor
- 186.90 * session containment**
- 186.20 * minor
- 185.53 * intra-day containment
- 184.49 * minor
- 183.50 * session containment**
- 182.31 * minor
- 181.09 * minor
- 180.60 * minor
- 179.25 * minor
- 178.67 * intra-day containment
- 177.78 * minor
- 176.31 **** multi-week contain**
- 175.81 **** multi-wk contain UP**
- 175.14 **** multi-wk contain DP**

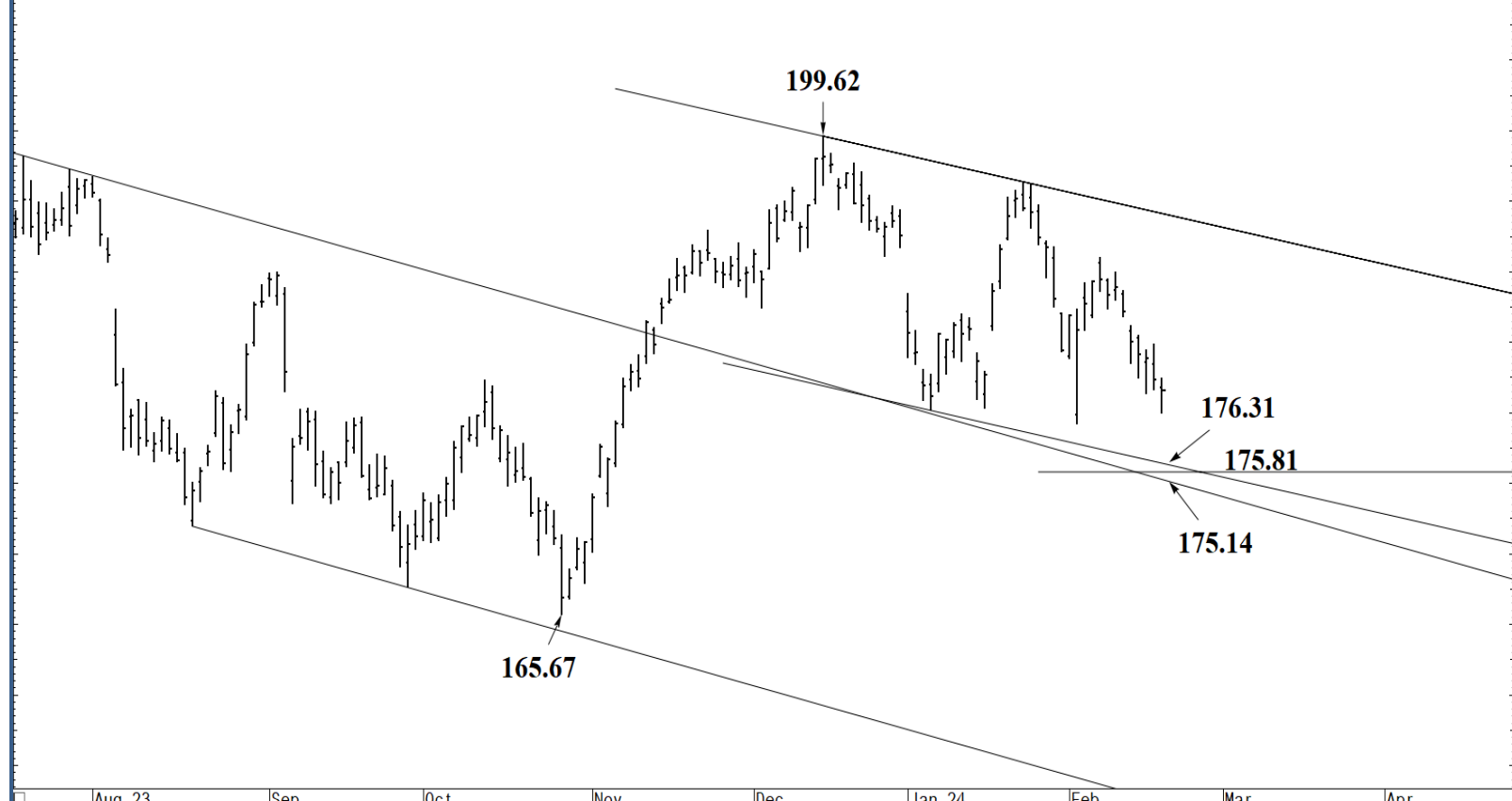
CGI Inc. © 2024 All rights reserved worldwide. <http://www.cgi.com>

S:AAPL - Apple Inc, Weekly | Tue Feb 20 2024 14:05:32, CQG 23.12.8032



O= 181.79
 H= 182.43
 L= 180.00
 L= 181.56
 Δ= -0.75

Apple (AAPL) daily chart



Support and Resistance

- 197.44 **** multi-week contain**
- 195.46 **** multi-week contain**
- 194.34 * intra-day containment
- 193.78 * minor
- 193.11 * minor
- 190.35 *** weekly containment**
- 189.99 * minor
- 188.65 * minor
- 186.90 * session containment**
- 186.20 * minor
- 185.53 * intra-day containment
- 184.49 * minor
- 183.50 * session containment**
- 182.31 * minor
- 181.09 * minor
- 180.60 * minor
- 179.25 * minor
- 178.67 * intra-day containment
- 177.78 * minor
- 176.31 **** multi-week contain**
- 175.81 **** multi-wk contain UP**
- 175.14 **** multi-wk contain DP**



O= 181.79
 H= 182.43
 L= 180.00
 C= 181.56
 Δ= -0.75

Apple (AAPL) daily chart



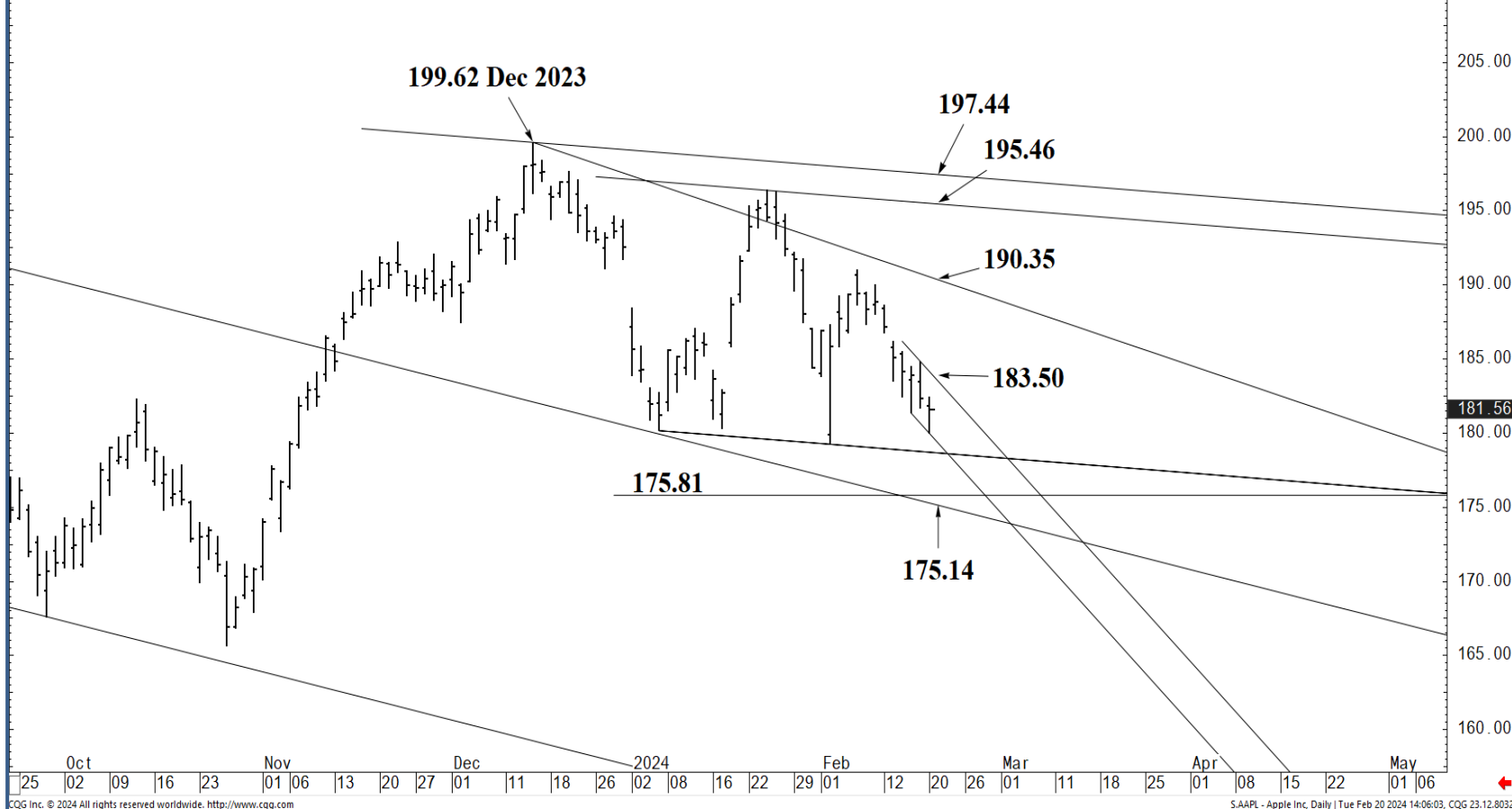
Support and Resistance

- 197.44 **** multi-week contain**
- 195.46 **** multi-week contain**
- 194.34 * intra-day containment
- 193.78 * minor
- 193.11 * minor
- 190.35 *** weekly containment**
- 189.99 * minor
- 188.65 * minor
- 186.90 * session containment**
- 186.20 * minor
- 185.53 * intra-day containment
- 184.49 * minor
- 183.50 * session containment**
- 182.31 * minor
- 181.09 * minor
- 180.60 * minor
- 179.25 * minor
- 178.67 * intra-day containment
- 177.78 * minor
- 176.31 **** multi-week contain**
- 175.81 **** multi-wk contain UP**
- 175.14 **** multi-wk contain DP**



O= 181.79
 H= 182.43
 L= 180.00
 C= 181.56
 Δ= -0.75

Apple (AAPL) daily chart



Support and Resistance

- 197.44 **** multi-week contain**
- 195.46 **** multi-week contain**
- 194.34 * intra-day containment
- 193.78 * minor
- 193.11 * minor
- 190.35 *** weekly containment**
- 189.99 * minor
- 188.65 * minor
- 186.90 * session containment**
- 186.20 * minor
- 185.53 * intra-day containment
- 184.49 * minor
- 183.50 * session containment**
- 182.31 * minor
- 181.09 * minor
- 180.60 * minor
- 179.25 * minor
- 178.67 * intra-day containment
- 177.78 * minor
- 176.31 **** multi-week contain**
- 175.81 **** multi-wk contain UP**
- 175.14 **** multi-wk contain DP**



O= 181.79
 H= 182.43
 L= 180.00
 Δ= -0.75

Apple (AAPL) daily chart



Support and Resistance

- 197.44 **** multi-week contain**
- 195.46 **** multi-week contain**
- 194.34 * intra-day containment
- 193.78 * minor
- 193.11 * minor
- 190.35 *** weekly containment**
- 189.99 * minor
- 188.65 * minor
- 186.90 * session containment**
- 186.20 * minor
- 185.53 * intra-day containment
- 184.49 * minor
- 183.50 * session containment**
- 182.31 * minor
- 181.09 * minor
- 180.60 * minor
- 179.25 * minor
- 178.67 * intra-day containment
- 177.78 * minor
- 176.31 **** multi-week contain**
- 175.81 **** multi-wk contain UP**
- 175.14 **** multi-wk contain DP**

CGG Inc. © 2024 All rights reserved worldwide. <http://www.cgg.com>

S.AAPL - Apple Inc, Daily | Tue Feb 20 2024 14:06:59, CQG 23.12.8032

