



WICKED STOCKS

DIRECTIONAL CLARITY FOR THE ACTIVE INVESTOR



Support and Resistance

197.97 * weekly containment**
195.99 * weekly containment**

195.18 * minor
 194.34 * minor
 193.78 * minor

192.61 * session containment

191.84 * minor
 191.09 * minor
 189.44 * intra-day containment
 188.29 * minor
 187.33 * minor

185.62 * weekly containment UP**

183.82 * minor
 182.76 * minor
 181.77 * minor
 180.54 * minor
 179.50 * minor

177.68 ** multi-week contain**
177.25 ** multi-wk contain UP**
176.84 ** multi-wk contain DP**

O= 179.86
 H= 187.33
 L= 179.25
 C= 185.85
 Δ= -1.01

Apple Inc (AAPL) - weekly bar chart



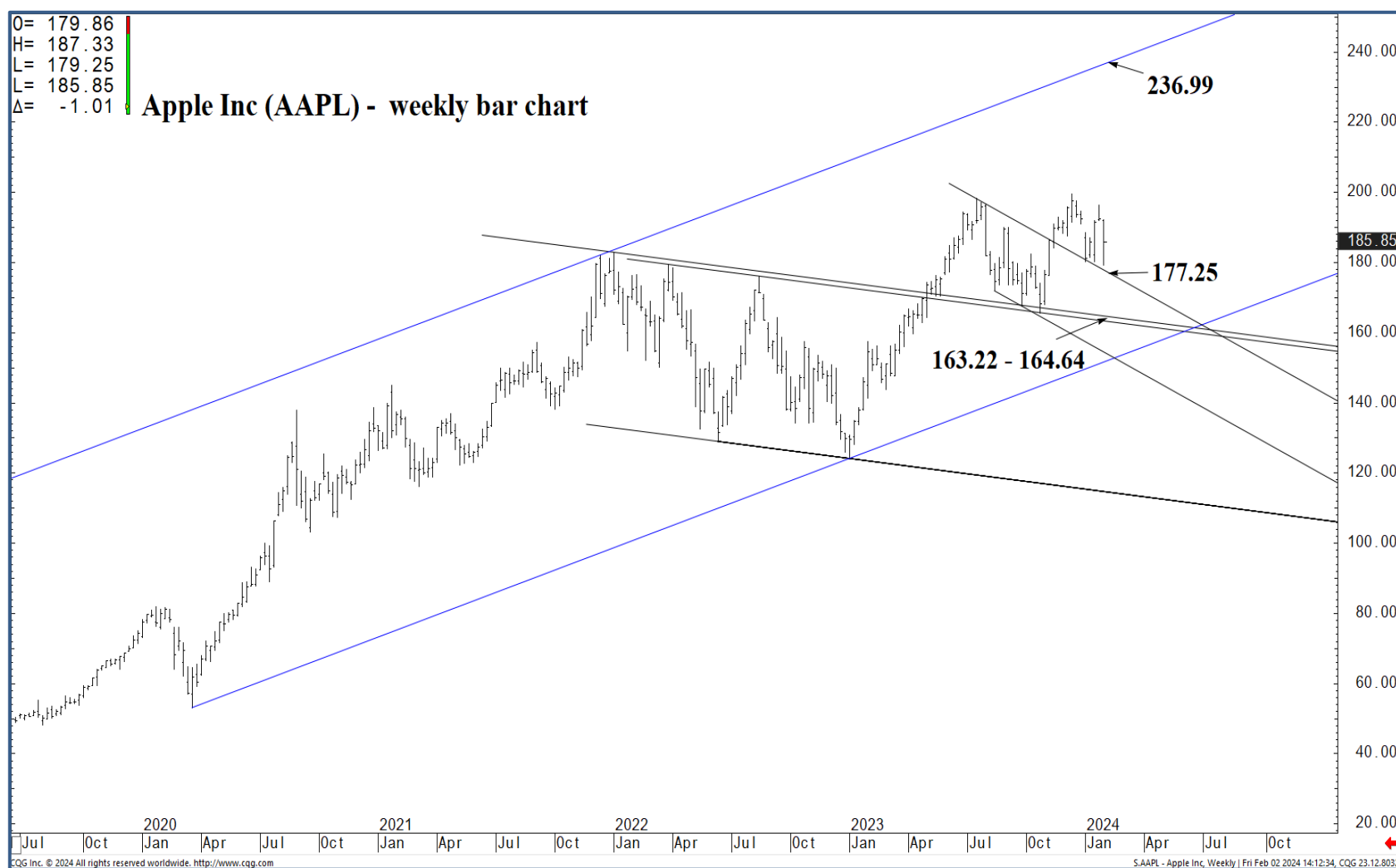
Support and Resistance

- 197.97 *** weekly containment**
- 195.99 *** weekly containment**
- 195.18 * minor
- 194.34 * minor
- 193.78 * minor
- 192.61 * session containment**
- 191.84 * minor
- 191.09 * minor
- 189.44 * intra-day containment
- 188.29 * minor
- 187.33 * minor
- 185.62 *** weekly containment UP**
- 183.82 * minor
- 182.76 * minor
- 181.77 * minor
- 180.54 * minor
- 179.50 * minor
- 177.68 **** multi-week contain**
- 177.25 **** multi-wk contain UP**
- 176.84 **** multi-wk contain DP**



O= 179.86
H= 187.33
L= 179.25
C= 185.85
Δ= -1.01

Apple Inc (AAPL) - weekly bar chart



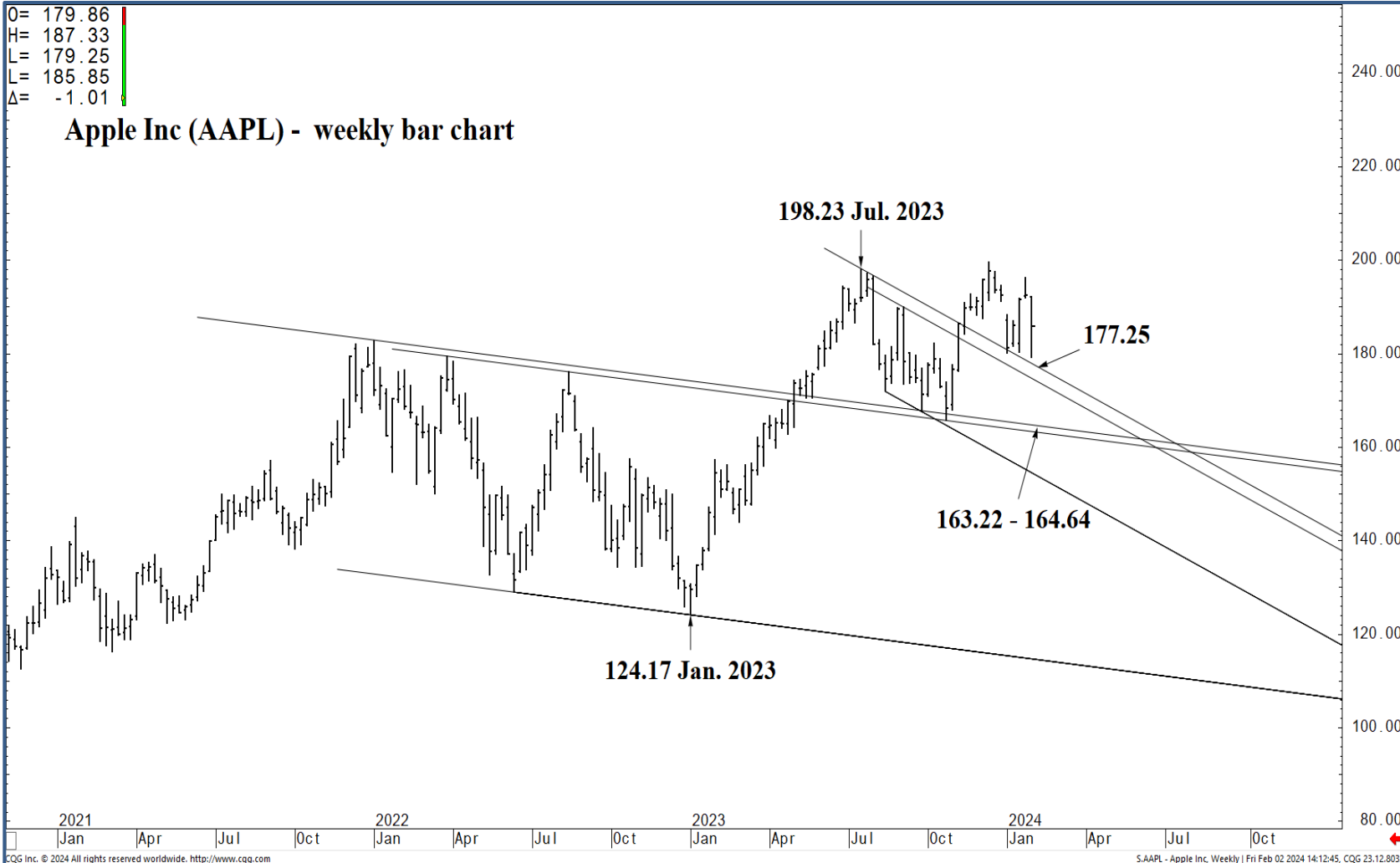
Support and Resistance

- 197.97** *** weekly containment
- 195.99** *** weekly containment
- 195.18 * minor
- 194.34 * minor
- 193.78 * minor
- 192.61** * session containment
- 191.84 * minor
- 191.09 * minor
- 189.44 * intra-day containment
- 188.29 * minor
- 187.33 * minor
- 185.62** *** weekly containment UP
- 183.82 * minor
- 182.76 * minor
- 181.77 * minor
- 180.54 * minor
- 179.50 * minor
- 177.68** **** multi-week contain
- 177.25** **** multi-wk contain UP
- 176.84** **** multi-wk contain DP



O= 179.86
 H= 187.33
 L= 179.25
 C= 185.85
 Δ= -1.01

Apple Inc (AAPL) - weekly bar chart



Support and Resistance

- 197.97 *** weekly containment**
- 195.99 *** weekly containment**
- 191.18 * minor
- 194.34 * minor
- 193.78 * minor
- 192.61 * session containment**
- 191.84 * minor
- 191.09 * minor
- 189.44 * intra-day containment
- 188.29 * minor
- 187.33 * minor
- 185.62 *** weekly containment UP**
- 183.82 * minor
- 182.76 * minor
- 181.77 * minor
- 180.54 * minor
- 179.50 * minor
- 177.68 **** multi-week contain**
- 177.25 **** multi-wk contain UP**
- 176.84 **** multi-wk contain DP**



O= 179.86
H= 187.33
L= 179.25
L= 185.85
Δ= -1.01

Apple Inc (AAPL) - weekly bar chart



Support and Resistance

- 197.97** *** weekly containment
- 195.99** *** weekly containment
- 195.18 * minor
- 194.34 * minor
- 193.78 * minor
- 192.61** * session containment
- 191.84 * minor
- 191.09 * minor
- 189.44 * intra-day containment
- 188.29 * minor
- 187.33 * minor
- 185.62** *** weekly containment UP
- 183.82 * minor
- 182.76 * minor
- 181.77 * minor
- 180.54 * minor
- 179.50 * minor
- 177.68** **** multi-week contain
- 177.25** **** multi-wk contain UP
- 176.84** **** multi-wk contain DP

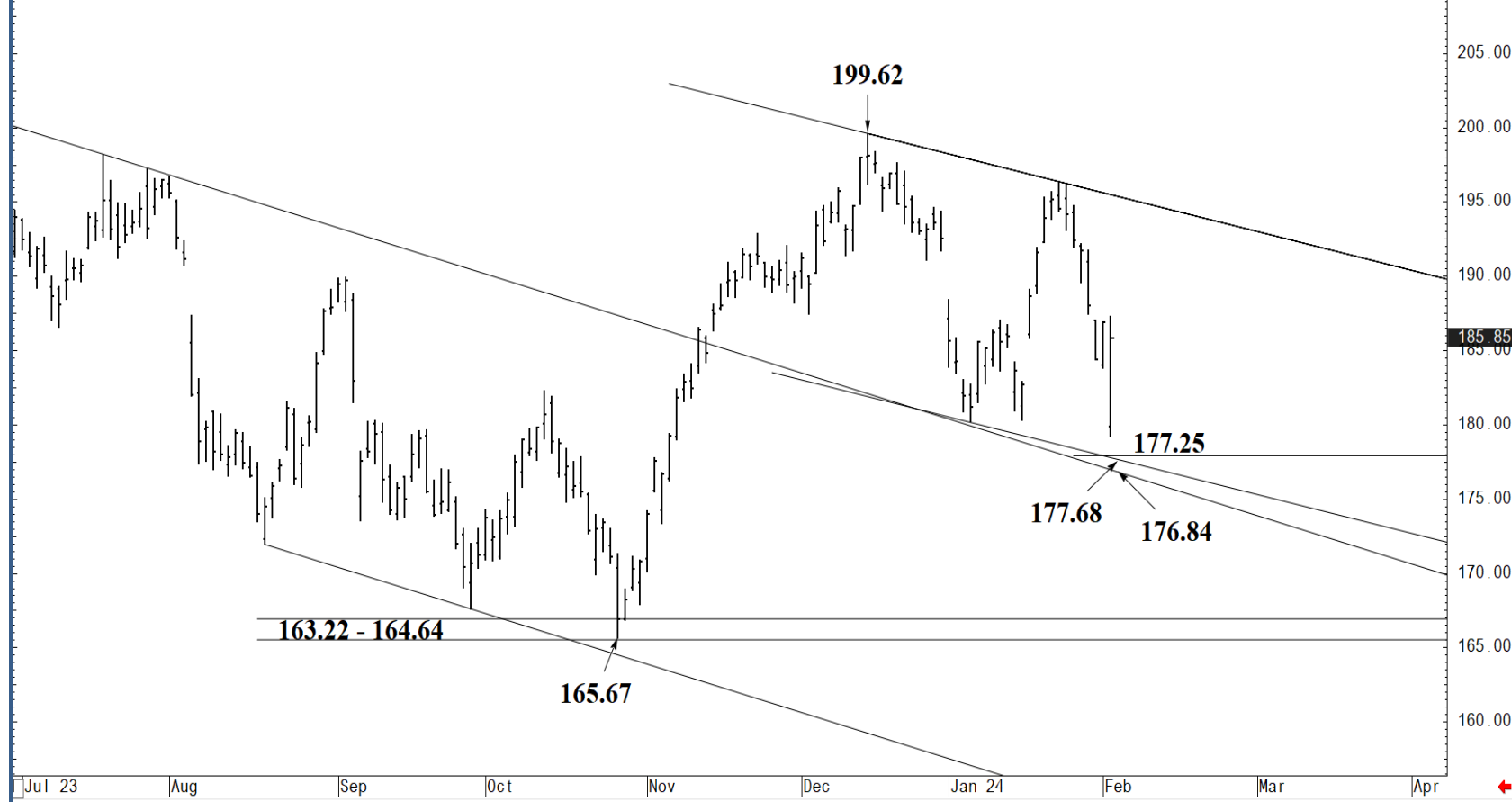
2021 Jan Apr Jul Oct 2022 Jan Apr Jul Oct 2023 Jan Apr Jul Oct 2024 Jan Apr Jul Oct Jan

CGI Inc. © 2024 All rights reserved worldwide. <http://www.cgi.com> S:AAPL - Apple Inc, Weekly | Fri Feb 02 2024 14:12:57, CQG 23-12.8032



O= 179.86
 H= 187.33
 L= 179.25
 Δ= -1.01

Apple (AAPL) daily chart



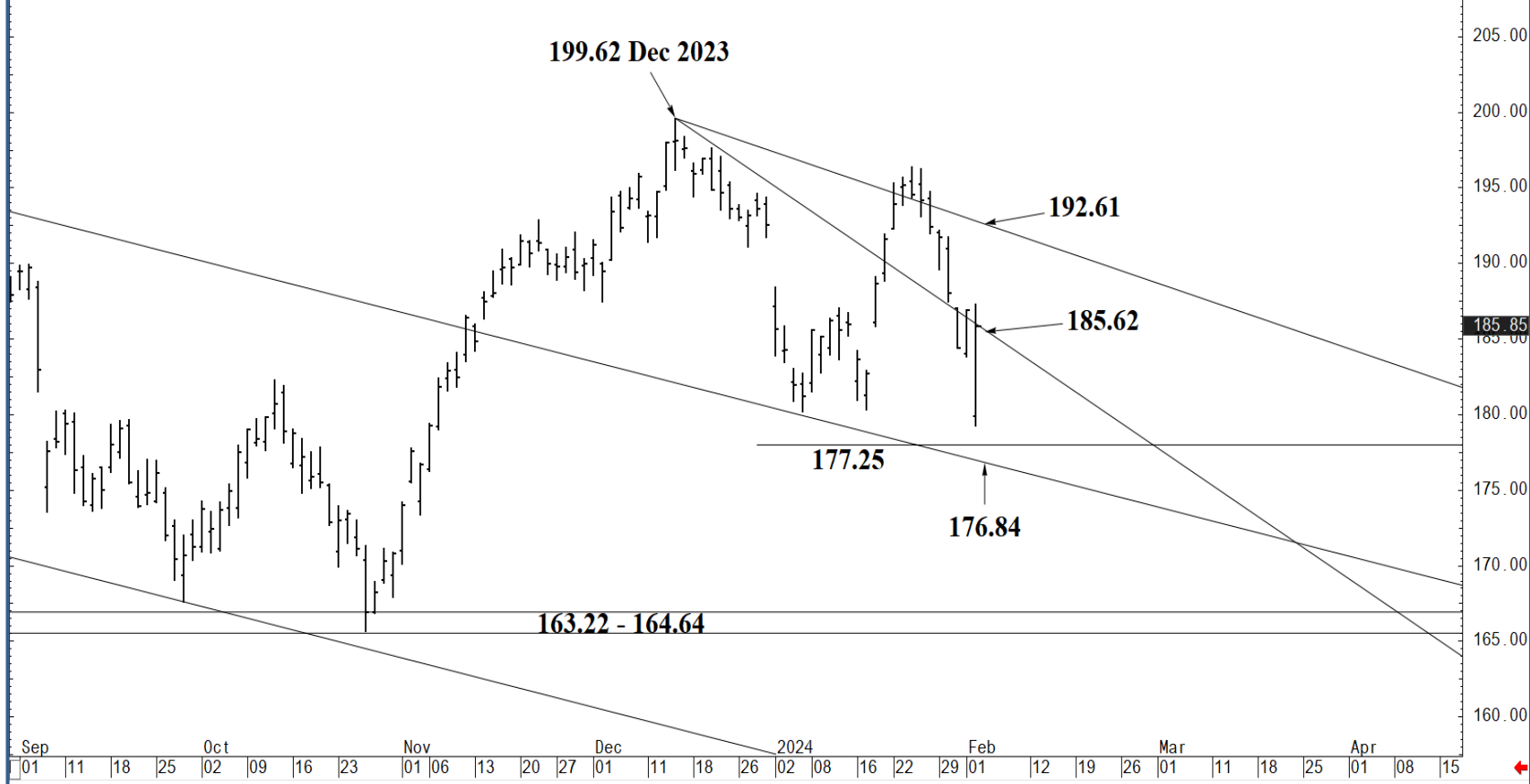
Support and Resistance

- 197.97 *** weekly containment**
- 195.99 *** weekly containment**
- 195.18 * minor
- 194.34 * minor
- 193.78 * minor
- 192.61 * session containment**
- 191.84 * minor
- 191.09 * minor
- 189.44 * intra-day containment
- 188.29 * minor
- 187.33 * minor
- 185.62 *** weekly containment UP**
- 183.82 * minor
- 182.76 * minor
- 181.77 * minor
- 180.54 * minor
- 179.50 * minor
- 177.68 **** multi-week contain**
- 177.25 **** multi-wk contain UP**
- 176.84 **** multi-wk contain DP**



O= 179.86
 H= 187.33
 L= 179.25
 C= 185.85
 Δ= -1.01

Apple (AAPL) daily chart



Support and Resistance

- 197.97 *** weekly containment**
- 195.99 *** weekly containment**

- 195.18 * minor
- 194.34 * minor
- 193.78 * minor

- 192.61 * session containment**

- 191.84 * minor
- 191.09 * minor
- 189.44 * intra-day containment
- 188.29 * minor
- 187.33 * minor

- 185.62 *** weekly containment UP**

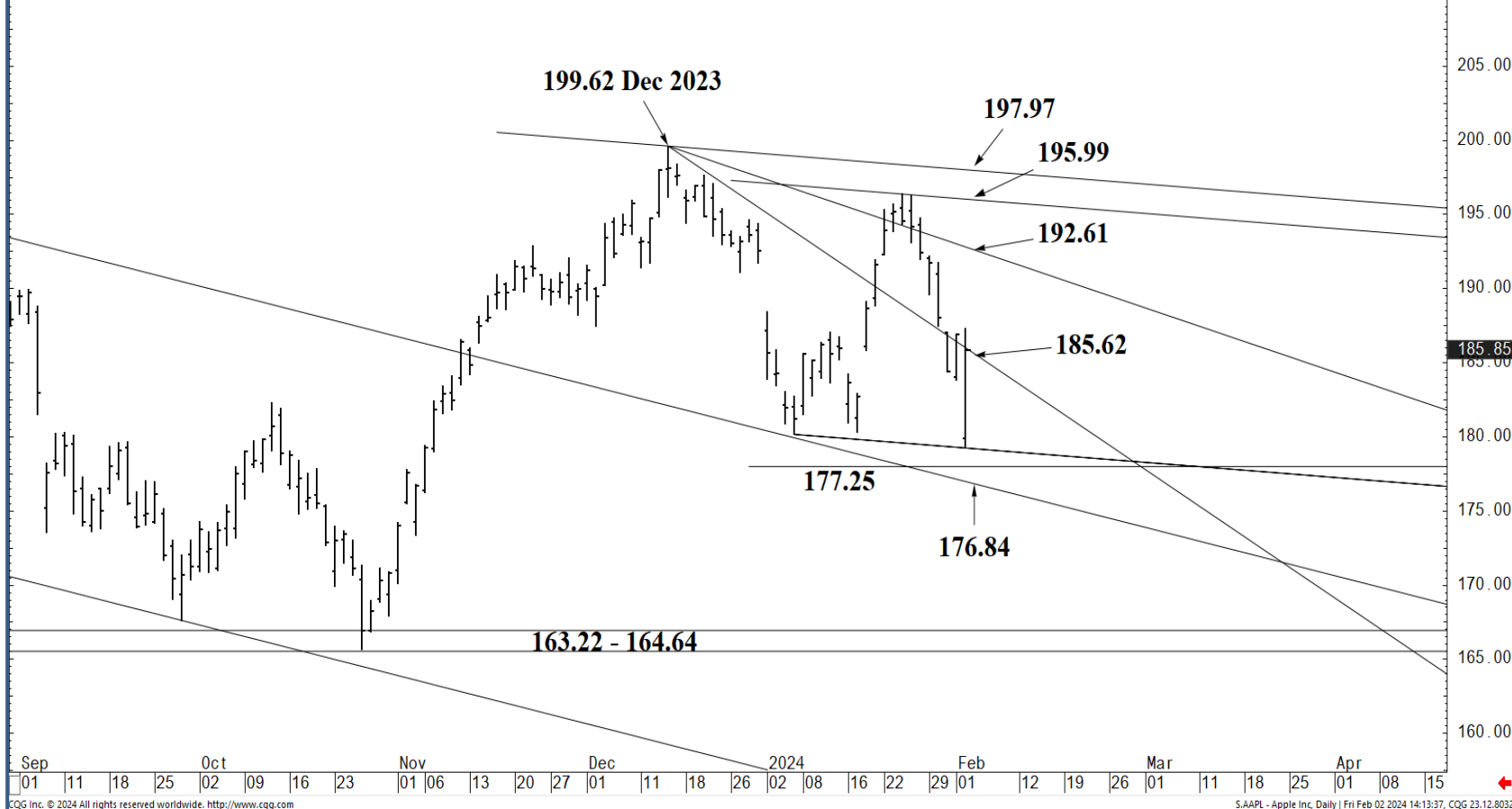
- 183.82 * minor
- 182.76 * minor
- 181.77 * minor
- 180.54 * minor
- 179.50 * minor

- 177.68 **** multi-week contain**
- 177.25 **** multi-wk contain UP**
- 176.84 **** multi-wk contain DP**



O= 179.86
 H= 187.33
 L= 179.25
 L= 185.85
 Δ= -1.01

Apple (AAPL) daily chart



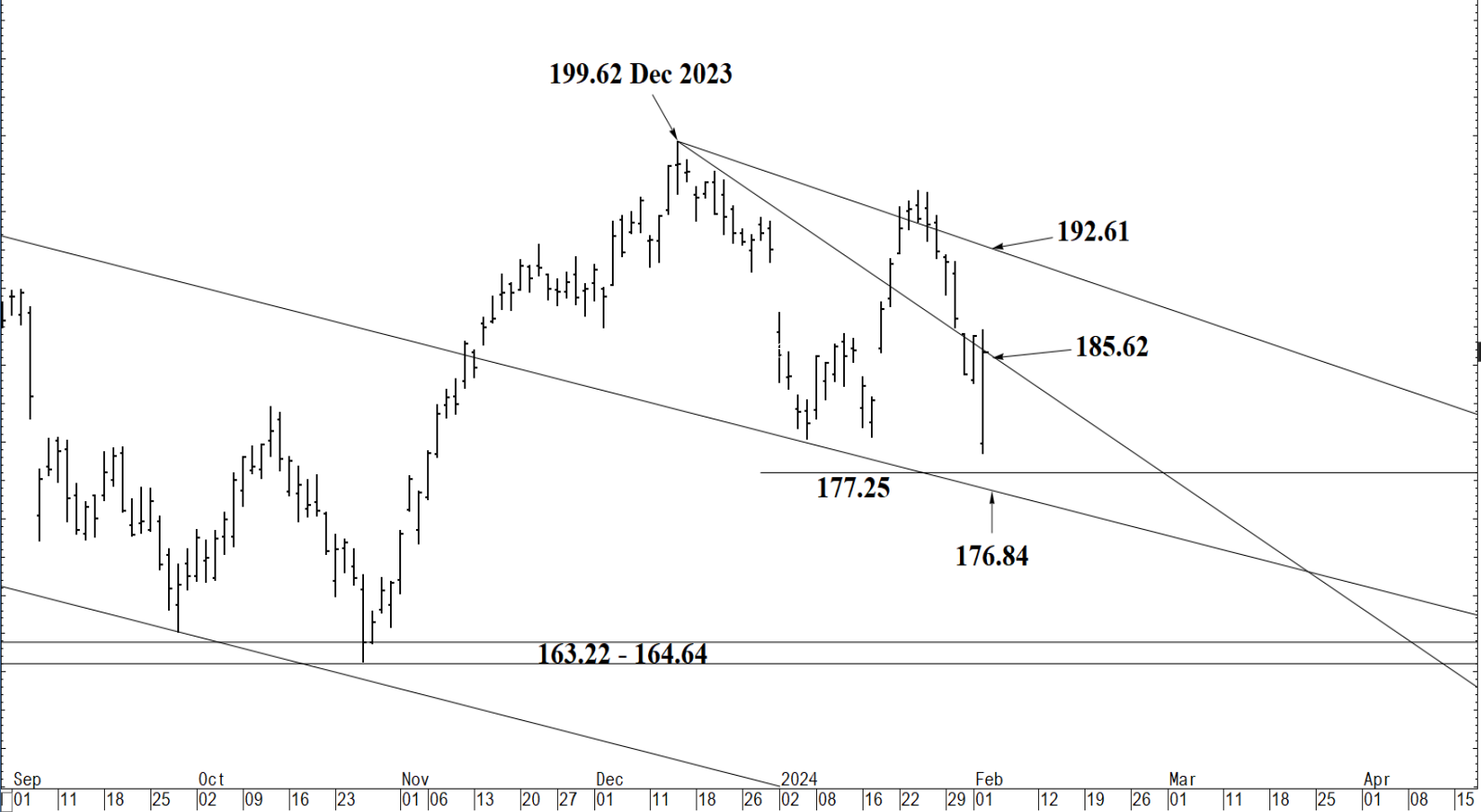
Support and Resistance

- 197.97 *** weekly containment**
- 195.99 *** weekly containment**
- 195.18 * minor
- 194.34 * minor
- 193.78 * minor
- 192.61 * session containment**
- 191.84 * minor
- 191.09 * minor
- 189.44 * intra-day containment
- 188.29 * minor
- 187.33 * minor
- 185.62 *** weekly containment UP**
- 183.82 * minor
- 182.76 * minor
- 181.77 * minor
- 180.54 * minor
- 179.50 * minor
- 177.68 **** multi-week contain**
- 177.25 **** multi-wk contain UP**
- 176.84 **** multi-wk contain DP**



O= 179.86
 H= 187.33
 L= 179.25
 C= 185.85
 Δ= -1.01

Apple (AAPL) daily chart



Sep 01 11 18 25 Oct 02 09 16 23 Nov 01 06 13 20 27 Dec 01 11 18 26 2024 02 08 16 22 Feb 29 01 12 19 26 Mar 01 11 18 25 Apr 01 08 15

CGG Inc. © 2024 All rights reserved worldwide. <http://www.cgg.com> S:AAPL - Apple Inc. Daily | Fri Feb 02 2024 14:14:08, CGG 23.12.8032

215.00
 210.00
 205.00
 200.00
 195.00
 190.00
 185.00
 180.00
 175.00
 170.00
 165.00
 160.00

Support and Resistance

- 197.97 *** weekly containment**
- 195.99 *** weekly containment**
- 195.18 * minor
- 194.34 * minor
- 193.78 * minor
- 192.61 * session containment**
- 191.84 * minor
- 191.09 * minor
- 189.44 * intra-day containment
- 188.29 * minor
- 187.33 * minor
- 185.62 *** weekly containment UP**
- 183.82 * minor
- 182.76 * minor
- 181.77 * minor
- 180.54 * minor
- 179.50 * minor
- 177.68 **** multi-week contain**
- 177.25 **** multi-wk contain UP**
- 176.84 **** multi-wk contain DP**

