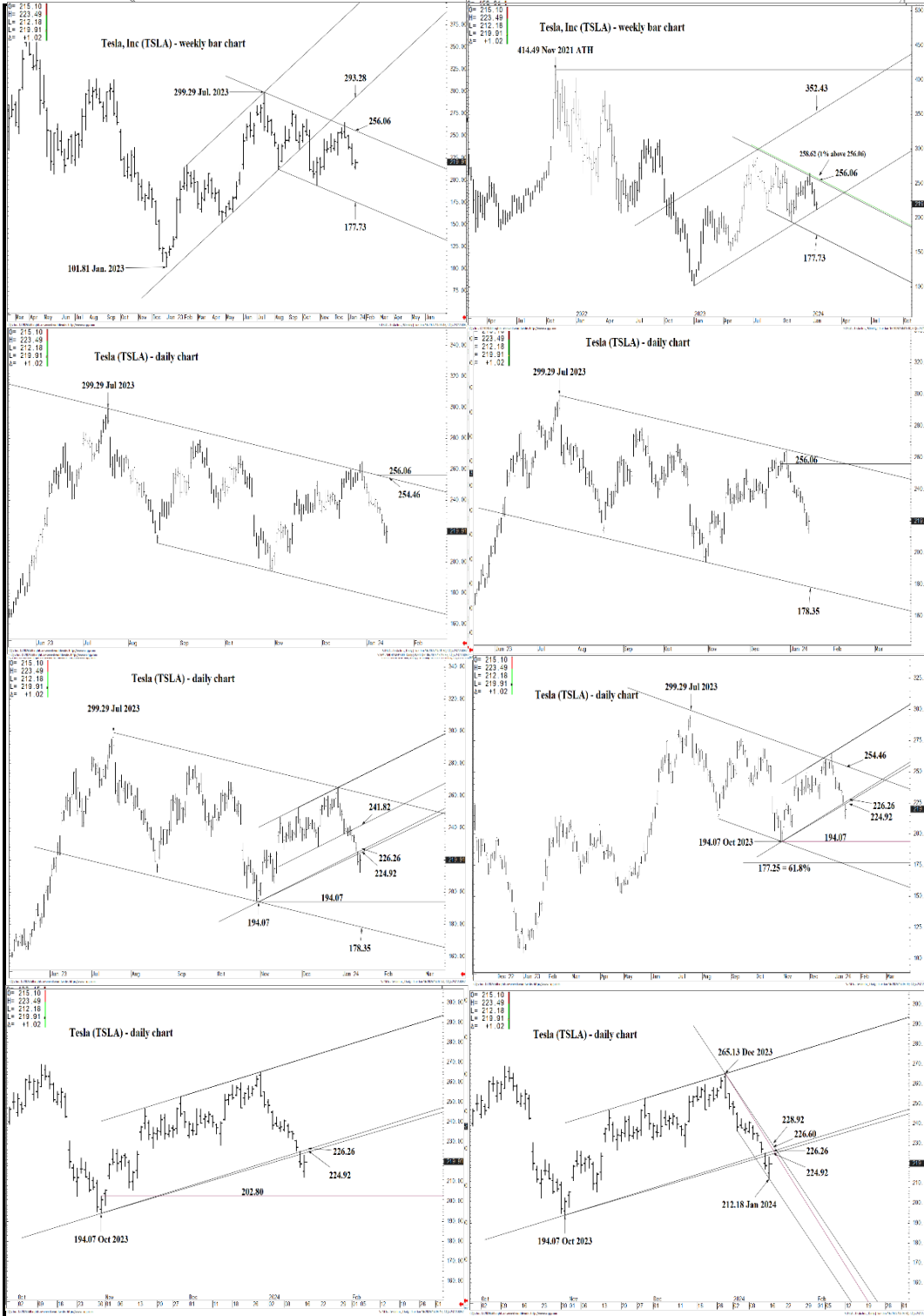




WICKED STOCKS

DIRECTIONAL CLARITY FOR THE ACTIVE INVESTOR



Support and Resistance

241.82 *** weekly containment DP

- 238.66 * minor
- 235.30 * minor
- 232.41 * minor

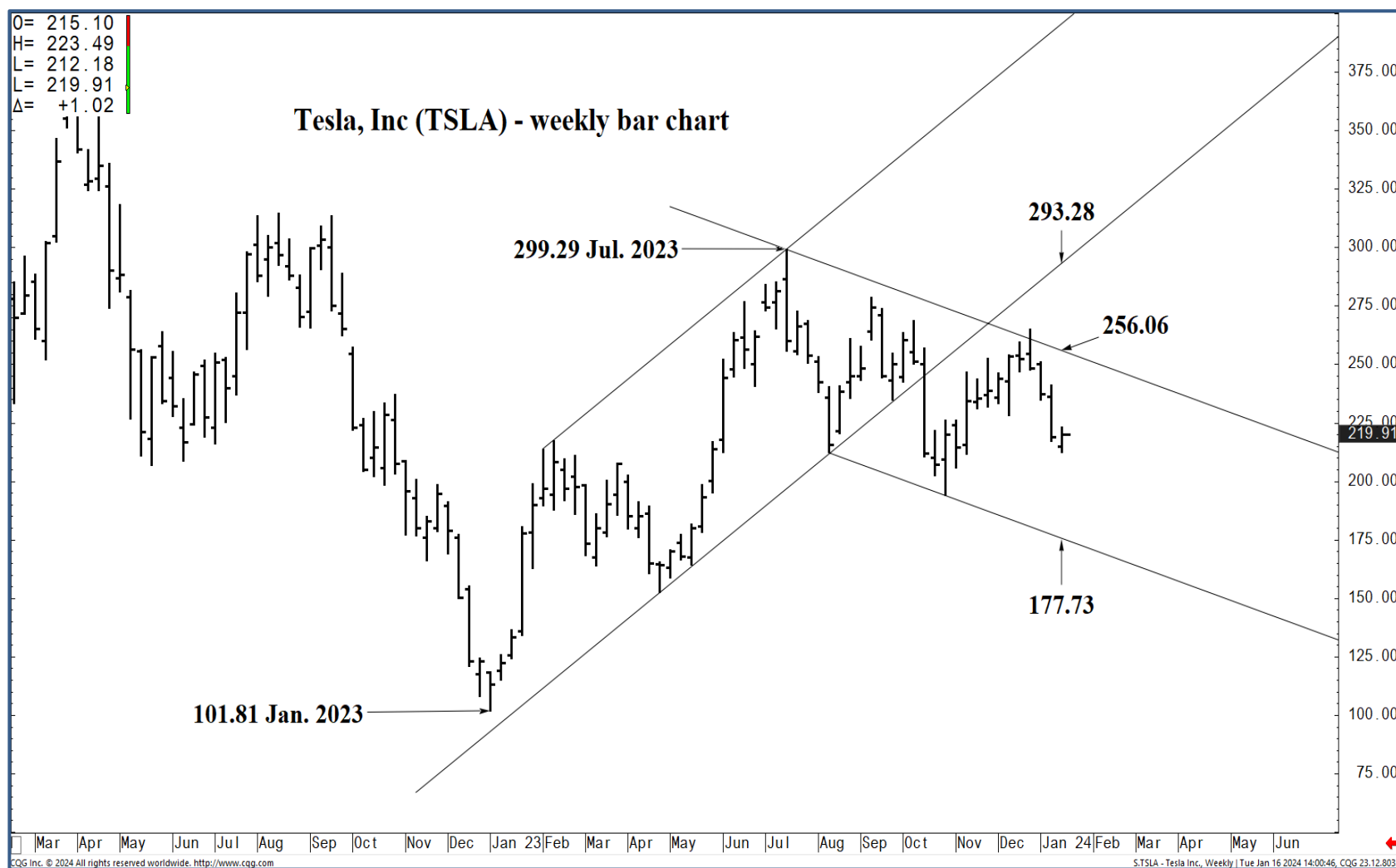
228.92 **** multi-wk contain UP
226.26 **** multi-week contain
224.92 **** multi-week contain

- 221.21 * minor
- 217.47 * minor
- 215.00 * minor
- 212.18 * intra-day containment
- 209.98 * minor
- 205.69 * minor

202.80 * session containment

- 200.55 * minor
- 197.36 * minor

194.07 **** multi-week contain



Support and Resistance

- 241.82 *** weekly containment DP**
- 238.66 * minor
- 235.30 * minor
- 232.41 * minor
- 228.92 **** multi-wk contain UP**
- 226.26 **** multi-week contain**
- 224.92 **** multi-week contain**
- 221.21 * minor
- 217.47 * minor
- 215.00 * minor
- 212.18 * intra-day containment
- 209.98 * minor
- 205.69 * minor
- 202.80 * session containment**
- 200.55 * minor
- 197.36 * minor
- 194.07 **** multi-week contain**



O= 215.10
 H= 223.49
 L= 212.18
 L= 219.91
 Δ= +1.02

Tesla, Inc (TSLA) - weekly bar chart

414.49 Nov 2021 ATH



Support and Resistance

- 241.82 *** weekly containment DP**
- 238.66 * minor
- 235.30 * minor
- 232.41 * minor
- 228.92 **** multi-wk contain UP**
- 226.26 **** multi-week contain**
- 224.92 **** multi-week contain**
- 221.21 * minor
- 217.47 * minor
- 215.00 * minor
- 212.18 * intra-day containment
- 209.98 * minor
- 205.69 * minor
- 202.80 * session containment**
- 200.55 * minor
- 197.36 * minor
- 194.07 **** multi-week contain**





Support and Resistance

- 241.82 *** weekly containment DP**
- 238.66 * minor
- 235.30 * minor
- 232.41 * minor
- 228.92 **** multi-wk contain UP**
- 226.26 **** multi-week contain**
- 224.92 **** multi-week contain**
- 221.21 * minor
- 217.47 * minor
- 215.00 * minor
- 212.18 * intra-day containment
- 209.98 * minor
- 205.69 * minor
- 202.80 * session containment**
- 200.55 * minor
- 197.36 * minor
- 194.07 **** multi-week contain**



O= 215.10
H= 223.49
L= 212.18
L= 219.91
Δ= +1.02

Tesla (TSLA) - daily chart



299.29 Jul 2023

256.06

178.35

340.00
320.00
300.00
280.00
260.00
240.00
220.00
200.00
180.00
160.00

Support and Resistance

241.82 * weekly containment DP**

- 238.66 * minor
- 235.30 * minor
- 232.41 * minor

228.92 ** multi-wk contain UP**

- 226.26 **** multi-week contain**
- 224.92 **** multi-week contain**

- 221.21 * minor
- 217.47 * minor
- 215.00 * minor
- 212.18 * intra-day containment
- 209.98 * minor
- 205.69 * minor

202.80 * session containment

- 200.55 * minor
- 197.36 * minor

194.07 ** multi-week contain**

219.91

Jun 23 Jul Aug Sep Oct Nov Dec Jan 24 Feb Mar



O= 215.10
 H= 223.49
 L= 212.18
 L= 219.91
 Δ= +1.02

Tesla (TSLA) - daily chart



Support and Resistance

- 241.82** *** weekly containment DP
- 238.66 * minor
- 235.30 * minor
- 232.41 * minor
- 228.92** **** multi-wk contain UP
- 226.26** **** multi-week contain
- 224.92** **** multi-week contain
- 221.21 * minor
- 217.47 * minor
- 215.00 * minor
- 212.18 * intra-day containment
- 209.98 * minor
- 205.69 * minor
- 202.80** * session containment
- 200.55 * minor
- 197.36 * minor
- 194.07** **** multi-week contain





Support and Resistance

- 241.82 *** weekly containment DP**
- 238.66 * minor
- 235.30 * minor
- 232.41 * minor
- 228.92 **** multi-wk contain UP**
- 226.26 **** multi-week contain**
- 224.92 **** multi-week contain**
- 221.21 * minor
- 217.47 * minor
- 215.00 * minor
- 212.18 * intra-day containment
- 209.98 * minor
- 205.69 * minor
- 202.80 * session containment**
- 200.55 * minor
- 197.36 * minor
- 194.07 **** multi-week contain**



O= 215.10
 H= 223.49
 L= 212.18
 L= 219.91
 Δ= +1.02

Tesla (TSLA) - daily chart



Support and Resistance

- 241.82 *** weekly containment DP**
- 238.66 * minor
- 235.30 * minor
- 232.41 * minor
- 228.92 **** multi-wk contain UP**
- 226.26 **** multi-week contain**
- 224.92 **** multi-week contain**
- 221.21 * minor
- 217.47 * minor
- 215.00 * minor
- 212.18 * intra-day containment
- 209.98 * minor
- 205.69 * minor
- 202.80 * session containment**
- 200.55 * minor
- 197.36 * minor
- 194.07 **** multi-week contain**

Oct 02 09 16 23 30 Nov 01 06 13 20 27 Dec 01 11 18 26 2024 02 08 16 22 29 Feb 01 05 12 19 26 01

COG Inc. © 2024 All rights reserved worldwide. <http://www.cog.com>

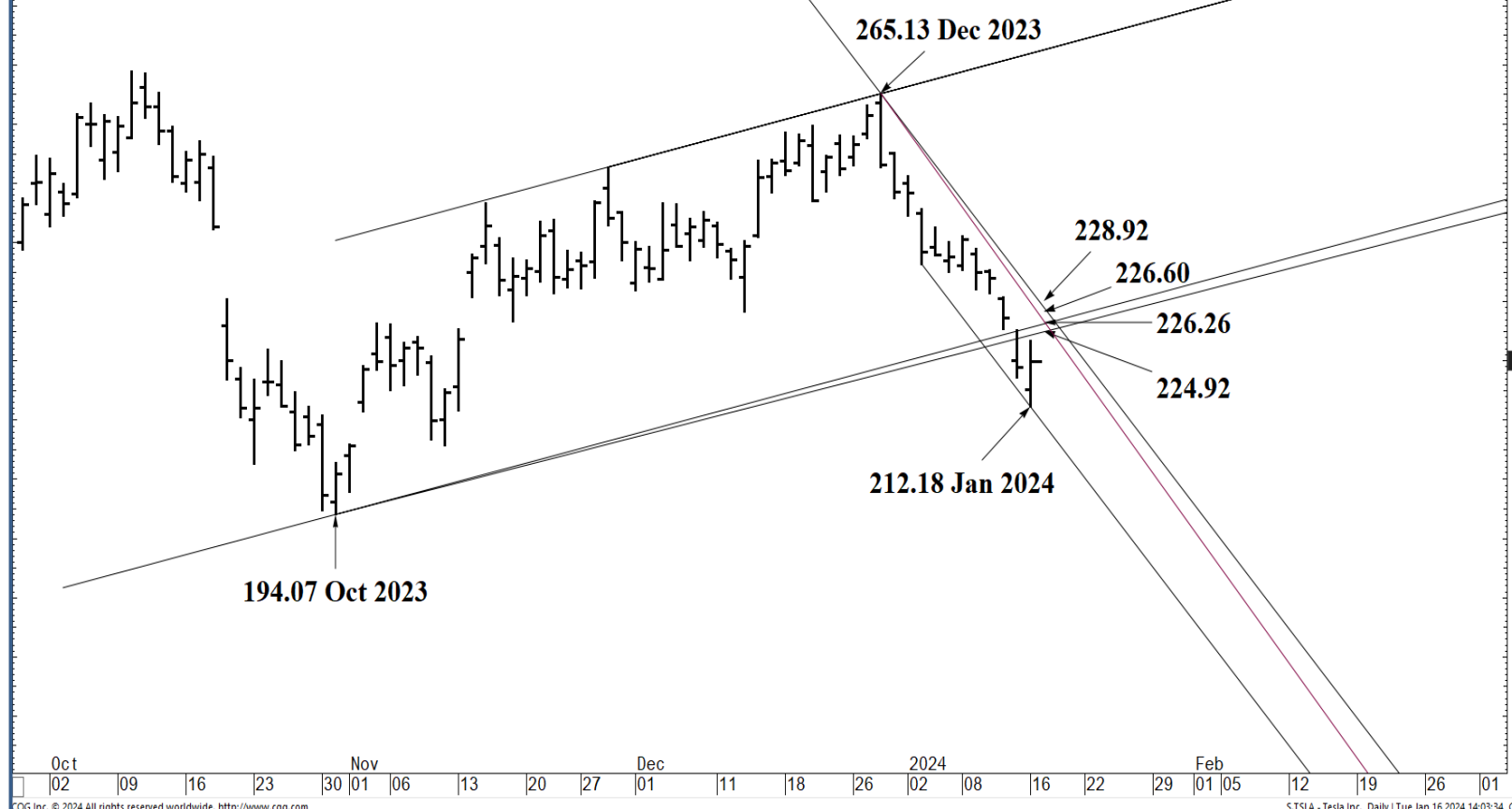
S:TSLA - Tesla Inc., Daily | Tue Jan 16 2024 14:03:13, COG 23.12.8032



WICKED STOCKS

O= 215.10
 H= 223.49
 L= 212.18
 L= 219.91
 Δ= +1.02

Tesla (TSLA) - daily chart



Support and Resistance

- 241.82 *** weekly containment DP**
- 238.66 * minor
- 235.30 * minor
- 232.41 * minor
- 228.92 **** multi-wk contain UP**
- 226.26 **** multi-week contain**
- 224.92 **** multi-week contain**
- 221.21 * minor
- 217.47 * minor
- 215.00 * minor
- 212.18 * intra-day containment
- 209.98 * minor
- 205.69 * minor
- 219.91**
- 202.80 * session containment**
- 200.55 * minor
- 197.36 * minor
- 194.07 **** multi-week contain**

