



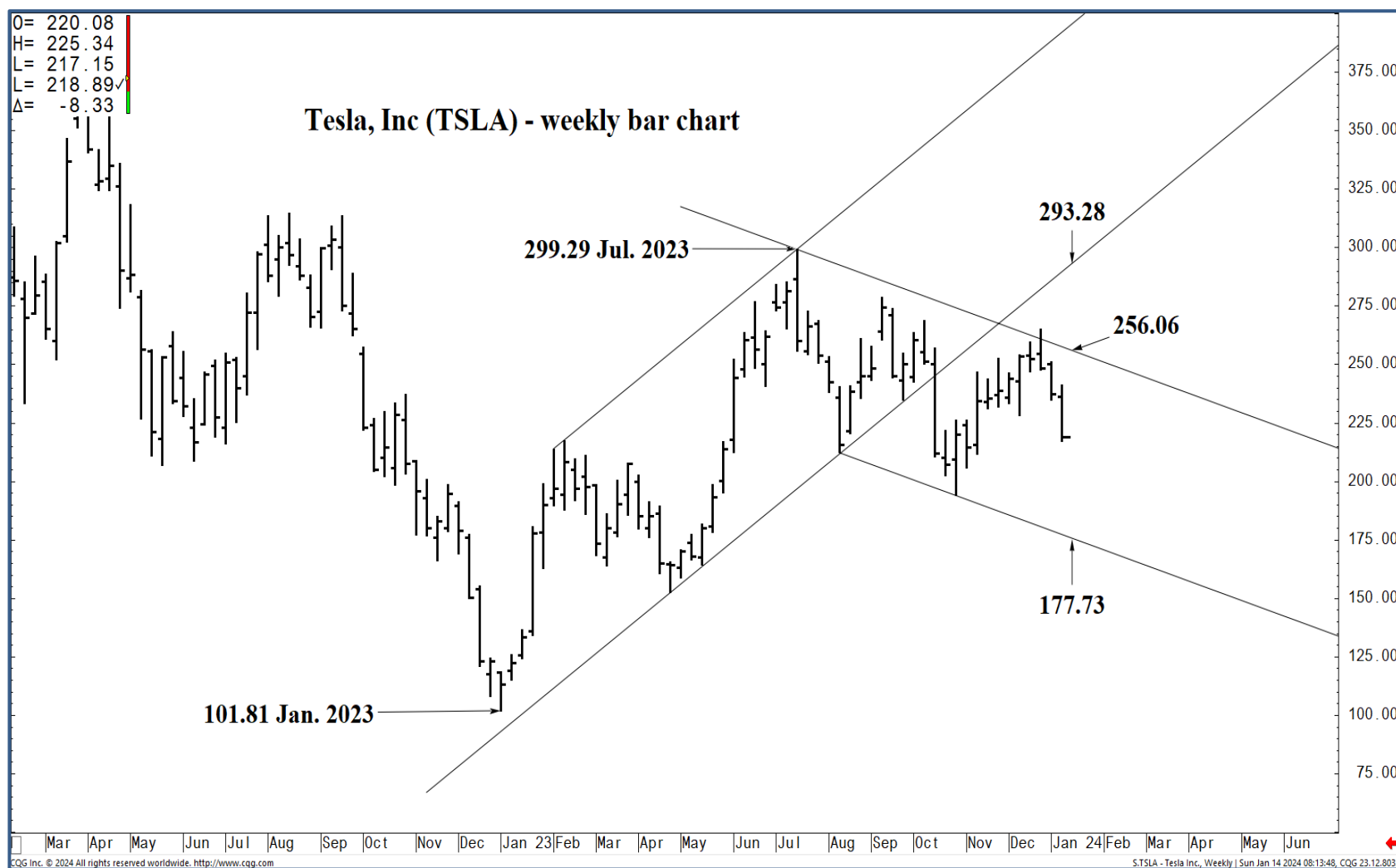
# WICKED STOCKS

DIRECTIONAL CLARITY FOR THE ACTIVE INVESTOR



## Support and Resistance

- 245.25 \* intra-day containment
- 242.70 \* minor
- 241.20 \*\*\* weekly containment DP**
- 238.04 \* minor
- 235.11 \* session containment**
- 232.81 \* minor
- 228.01 \* minor
- 225.64 \*\*\*\* multi-week contain**
- 224.33 \*\*\*\* multi-week contain**
- 221.21 \* minor
- 217.02 \* intra-day containment
- 215.00 \* minor
- 212.52 \* minor
- 209.98 \* minor
- 206.69 \* session containment**
- 202.80 \* minor
- 200.84 \* minor
- 197.36 \*\*\*\* multi-week contain**
- 194.07 \*\*\*\* multi-week contain**



Tesla, Inc (TSLA) - weekly bar chart

O= 220.08  
H= 225.34  
L= 217.15  
L= 218.89  
Δ= -8.33

**Support and Resistance**

- 245.25 \* intra-day containment
- 242.70 \* minor
- 241.20 \*\*\* weekly containment DP**
- 238.04 \* minor
- 235.11 \* session containment**
- 232.81 \* minor
- 228.01 \* minor
- 225.64 \*\*\*\* multi-week contain**
- 224.33 \*\*\*\* multi-week contain**
- 221.21 \* minor
- 217.02 \* intra-day containment
- 215.00 \* minor
- 212.52 \* minor
- 209.98 \* minor
- 206.69 \* session containment**
- 202.80 \* minor
- 200.84 \* minor
- 197.36 \*\*\*\* multi-week contain**
- 194.07 \*\*\*\* multi-week contain**



O= 220.08  
 H= 225.34  
 L= 217.15  
 L= 218.89  
 Δ= -8.33

# Tesla, Inc (TSLA) - weekly bar chart

414.49 Nov 2021 ATH



## Support and Resistance

- 245.25 \* intra-day containment
- 242.70 \* minor
- 241.20 \*\*\* weekly containment DP**
- 238.04 \* minor
- 235.11 \* session containment**
- 232.81 \* minor
- 228.01 \* minor
- 225.64 \*\*\*\* multi-week contain**
- 224.33 \*\*\*\* multi-week contain**
- 221.21 \* minor
- 217.02 \* intra-day containment
- 215.00 \* minor
- 212.52 \* minor
- 209.98 \* minor
- 206.69 \* session containment**
- 202.80 \* minor
- 200.84 \* minor
- 197.36 \*\*\*\* multi-week contain**
- 194.07 \*\*\*\* multi-week contain**





### Support and Resistance

- 245.25 \* intra-day containment
- 242.70 \* minor
- 241.20 \*\*\* weekly containment DP**
- 238.04 \* minor
- 235.11 \* session containment**
- 232.81 \* minor
- 228.01 \* minor
- 225.64 \*\*\*\* multi-week contain**
- 224.33 \*\*\*\* multi-week contain**
- 221.21 \* minor
- 217.02 \* intra-day containment
- 215.00 \* minor
- 212.52 \* minor
- 209.98 \* minor
- 206.69 \* session containment**
- 202.80 \* minor
- 200.84 \* minor
- 197.36 \*\*\*\* multi-week contain**
- 194.07 \*\*\*\* multi-week contain**



O= 220.08  
 H= 225.34  
 L= 217.15  
 L= 218.89✓  
 Δ= -8.33

# Tesla (TSLA) - daily chart

299.29 Jul 2023



256.06

178.65

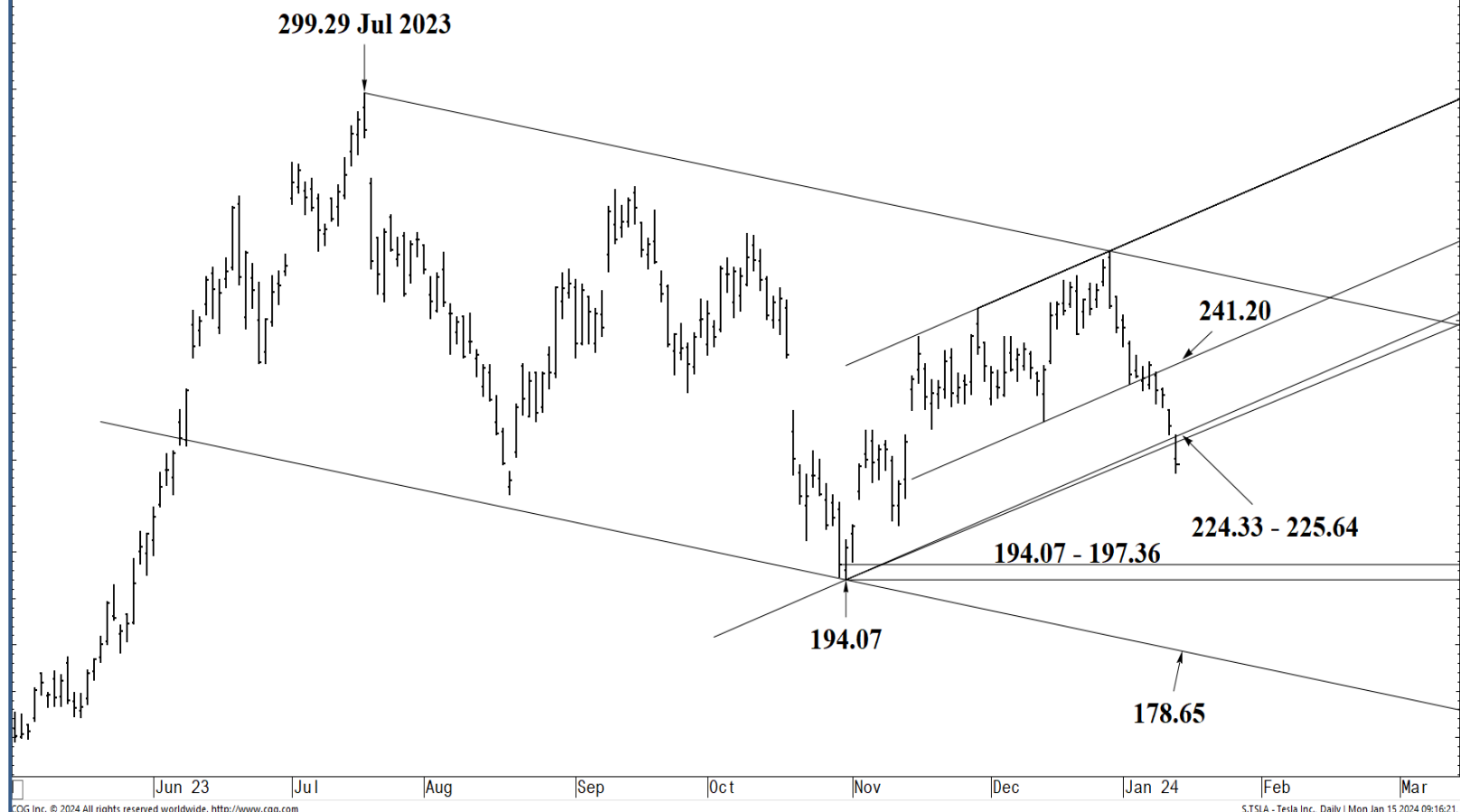
### Support and Resistance

- 245.25 \* intra-day containment
- 242.70 \* minor
- 241.20 \*\*\* weekly containment DP**
- 238.04 \* minor
- 235.11 \* session containment**
- 232.81 \* minor
- 228.01 \* minor
- 225.64 \*\*\*\* multi-week contain**
- 224.33 \*\*\*\* multi-week contain**
- 221.21 \* minor
- 217.02 \* intra-day containment
- 215.00 \* minor
- 212.52 \* minor
- 209.98 \* minor
- 206.69 \* session containment**
- 202.80 \* minor
- 200.84 \* minor
- 197.36 \*\*\*\* multi-week contain**
- 194.07 \*\*\*\* multi-week contain**



O= 220.08  
 H= 225.34  
 L= 217.15  
 L= 218.89 ✓  
 Δ= -8.33

# Tesla (TSLA) - daily chart



## Support and Resistance

- 245.25 \* intra-day containment
- 242.70 \* minor
- 241.20 \*\*\* weekly containment DP**
- 238.04 \* minor
- 235.11 \* session containment**
- 232.81 \* minor
- 228.01 \* minor
- 225.64 \*\*\*\* multi-week contain**
- 224.33 \*\*\*\* multi-week contain**
- 221.21 \* minor
- 217.02 \* intra-day containment
- 215.00 \* minor
- 212.52 \* minor
- 209.98 \* minor
- 218.89**
- 206.69 \* session containment**
- 202.80 \* minor
- 200.84 \* minor
- 197.36 \*\*\*\* multi-week contain**
- 194.07 \*\*\*\* multi-week contain**





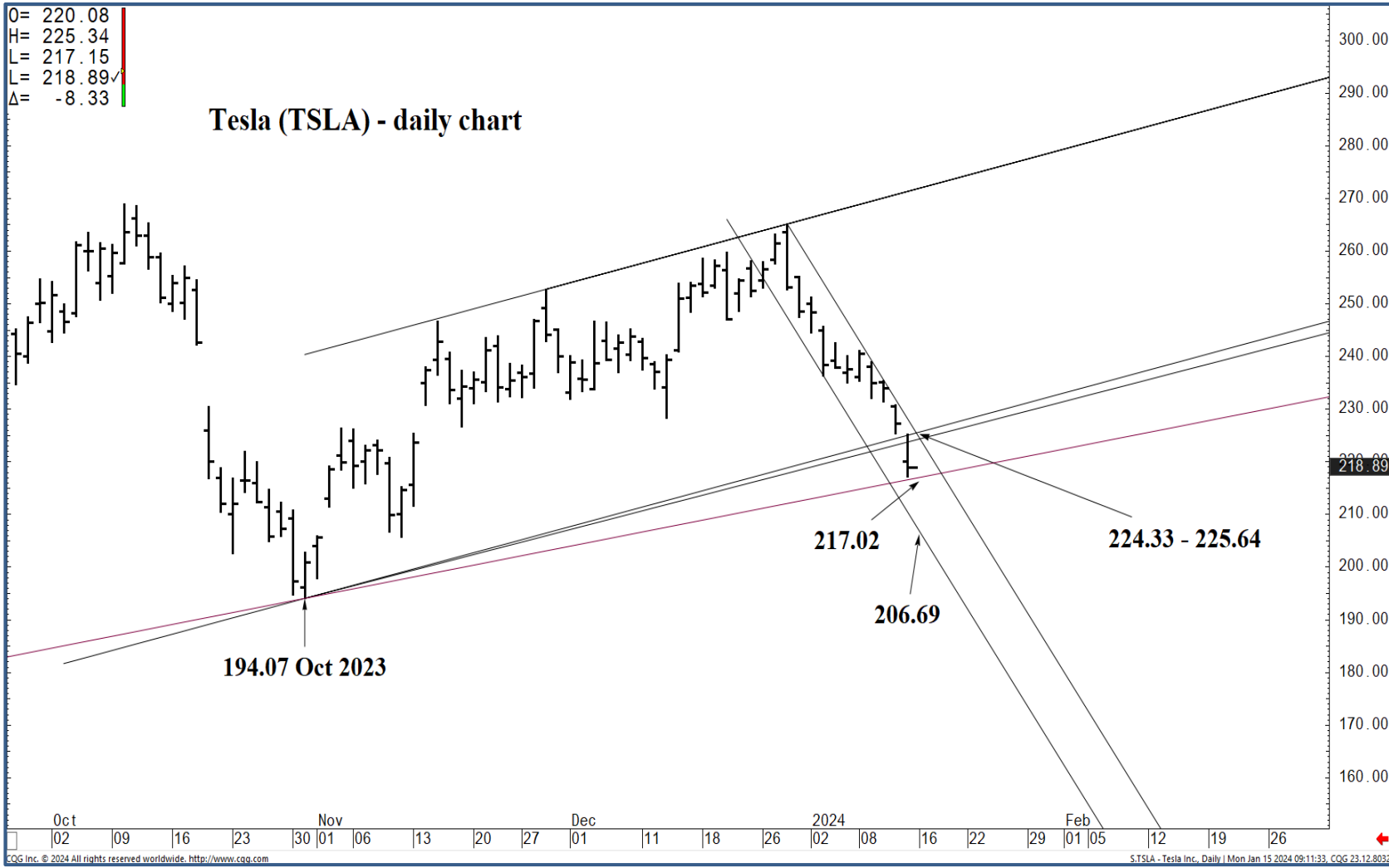
### Support and Resistance

- 245.25 \* intra-day containment
- 242.70 \* minor
- 241.20 \*\*\* weekly containment DP**
- 238.04 \* minor
- 235.11 \* session containment**
- 232.81 \* minor
- 228.01 \* minor
- 225.64 \*\*\*\* multi-week contain**
- 224.33 \*\*\*\* multi-week contain**
- 221.21 \* minor
- 217.02 \* intra-day containment
- 215.00 \* minor
- 212.52 \* minor
- 209.98 \* minor
- 206.69 \* session containment**
- 202.80 \* minor
- 200.84 \* minor
- 197.36 \*\*\*\* multi-week contain**
- 194.07 \*\*\*\* multi-week contain**



O= 220.08  
 H= 225.34  
 L= 217.15  
 L= 218.89  
 Δ= -8.33

### Tesla (TSLA) - daily chart



### Support and Resistance

- 245.25 \* intra-day containment
- 242.70 \* minor
- 241.20 \*\*\* weekly containment DP**
- 238.04 \* minor
- 235.11 \* session containment**
- 232.81 \* minor
- 228.01 \* minor
- 225.64 \*\*\*\* multi-week contain**
- 224.33 \*\*\*\* multi-week contain**
- 221.21 \* minor
- 217.02 \* intra-day containment
- 215.00 \* minor
- 212.52 \* minor
- 209.98 \* minor
- 206.69 \* session containment**
- 202.80 \* minor
- 200.84 \* minor
- 197.36 \*\*\*\* multi-week contain**
- 194.07 \*\*\*\* multi-week contain**





O= 220.08  
 H= 225.34  
 L= 217.15  
 L= 218.89  
 Δ= -8.33

### Tesla (TSLA) - daily chart



### Support and Resistance

- 245.25 \* intra-day containment
- 242.70 \* minor
- 241.20 \*\*\* weekly containment DP**
- 238.04 \* minor
- 235.11 \* session containment**
- 232.81 \* minor
- 228.01 \* minor
- 225.64 \*\*\*\* multi-week contain**
- 224.33 \*\*\*\* multi-week contain**
- 221.21 \* minor
- 217.02 \* intra-day containment
- 215.00 \* minor
- 212.52 \* minor
- 209.98 \* minor
- 206.69 \* session containment**
- 202.80 \* minor
- 200.84 \* minor
- 197.36 \*\*\*\* multi-week contain**
- 194.07 \*\*\*\* multi-week contain**

Oct 02 09 16 23 30 Nov 01 06 13 20 27 Dec 01 11 18 26 2024 08 16 22 29 Feb 01 05 12 19 26  
 CQG Inc. © 2024 All rights reserved worldwide. http://www.cqg.com S:TSLA - Tesla Inc., Daily | Mon Jan 15 2024 09:11:21, CQG 23.12.8032

