



WICKED STOCKS

DIRECTIONAL CLARITY FOR THE ACTIVE INVESTOR



Support and Resistance

216.72 **** multi-wk contain UP

- 212.56 * minor
- 206.27 * minor
- 202.80 * minor
- 199.24 * intra-day containment
- 196.35 * minor

192.63 * session containment UP
190.23 * session containment

- 188.21 * minor
- 186.28 * intra-day containment
- 184.42 * minor
- 182.63 * minor
- 179.50 * minor

177.25 **** multi-week contain
174.76 **** multi-week contain

- 173.01 * (1% below 174.76)
- 171.48 * intra-day containment
- 169.51 * minor
- 166.52 * minor

163.91 * session containment

O= 186.99
 H= 193.97
 L= 185.84
 L= 187.29
 Δ= -4.30

Tesla, Inc (TSLA) - weekly bar chart

414.49 Nov 2021 ATH



Support and Resistance

- 216.72 **** multi-wk contain UP**
- 212.56 * minor
- 206.27 * minor
- 202.80 * minor
- 199.24 * intra-day containment
- 196.35 * minor
- 192.63 * session containment UP**
- 190.23 * session containment**
- 188.21 * minor
- 186.28 * intra-day containment
- 184.42 * minor
- 182.63 * minor
- 179.50 * minor
- 177.25 **** multi-week contain**
- 174.76 **** multi-week contain**
- 173.01 * (1% below 174.76)
- 171.48 * intra-day containment
- 169.51 * minor
- 166.52 * minor
- 163.91 * session containment**



O= 186.99
 H= 193.97
 L= 185.84
 C= 187.29
 Δ= -4.30

Tesla, Inc (TSLA) - weekly bar chart



500.00
 450.00
 400.00
 350.00
 300.00
 250.00
 200.00
 150.00
 100.00
 50.00
 0.00

Support and Resistance

216.72 ** multi-wk contain UP**

- 212.56 * minor
- 206.27 * minor
- 202.80 * minor
- 199.24 * intra-day containment
- 196.35 * minor

192.63 * session containment UP
190.23 * session containment

- 188.21 * minor
- 186.28 * intra-day containment
- 184.42 * minor
- 182.63 * minor
- 179.50 * minor

177.25 ** multi-week contain**
174.76 ** multi-week contain**

- 173.01 * (1% below 174.76)
- 171.48 * intra-day containment
- 169.51 * minor
- 166.52 * minor

163.91 * session containment



O= 186.99
H= 193.97
L= 185.84
C= 187.29
Δ= -4.30

Tesla, Inc (TSLA) - weekly bar chart



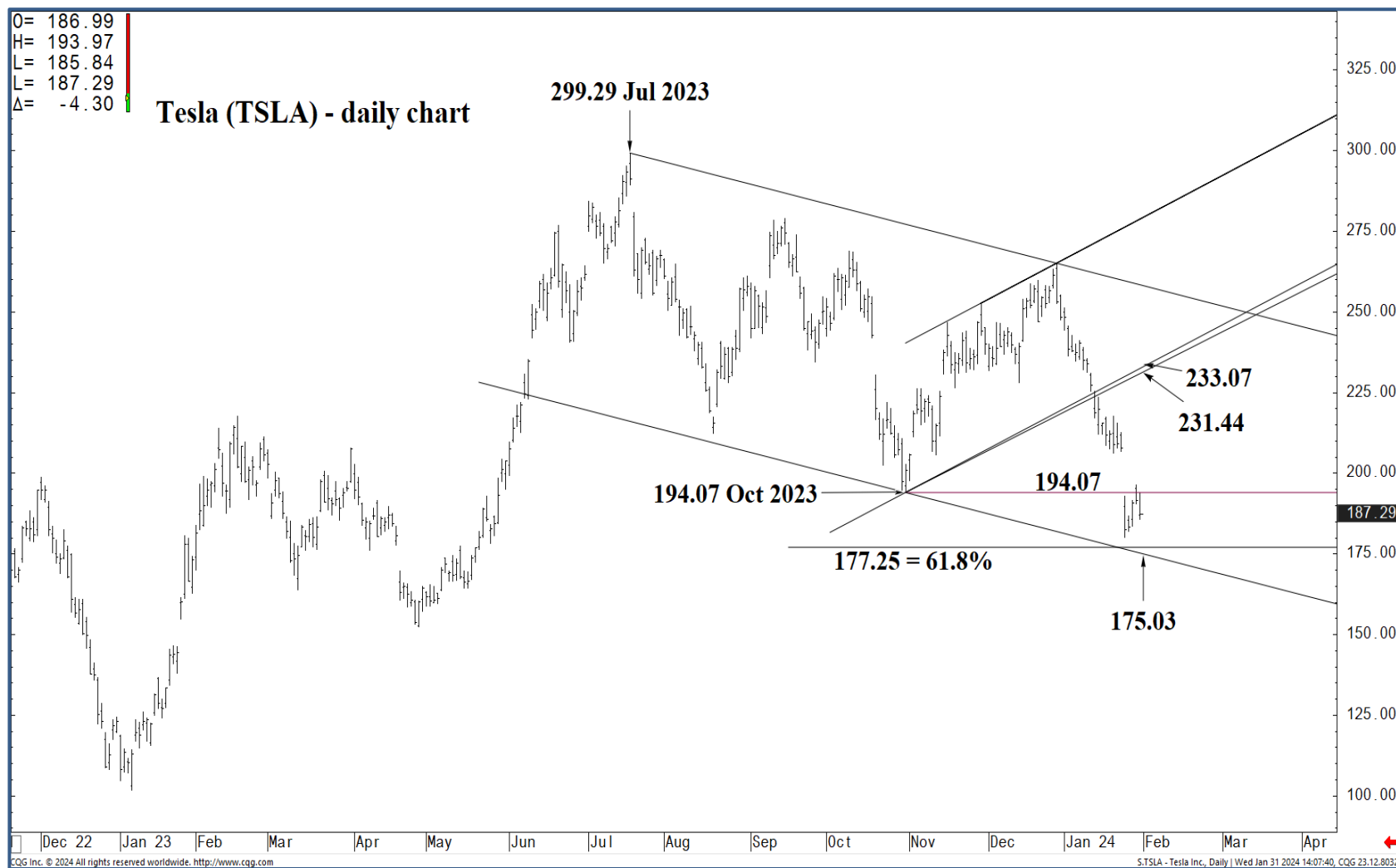
Support and Resistance

- 216.72 **** multi-wk contain UP**
- 212.56 * minor
- 206.27 * minor
- 202.80 * minor
- 199.24 * intra-day containment
- 196.35 * minor
- 192.63 * session containment UP**
- 190.23 * session containment**
- 188.21 * minor
- 186.28 * intra-day containment
- 184.42 * minor
- 182.63 * minor
- 179.50 * minor
- 177.25 **** multi-week contain**
- 174.76 **** multi-week contain**
- 173.01 * (1% below 174.76)
- 171.48 * intra-day containment
- 169.51 * minor
- 166.52 * minor
- 163.91 * session containment**



O= 186.99
 H= 193.97
 L= 185.84
 C= 187.29
 Δ= -4.30

Tesla (TSLA) - daily chart



Support and Resistance

- 216.72 **** multi-wk contain UP**
- 212.56 * minor
- 206.27 * minor
- 202.80 * minor
- 199.24 * intra-day containment
- 196.35 * minor
- 192.63 * session containment UP**
- 190.23 * session containment**
- 188.21 * minor
- 186.28 * intra-day containment
- 184.42 * minor
- 182.63 * minor
- 179.50 * minor
- 177.25 **** multi-week contain**
- 174.76 **** multi-week contain**
- 173.01 * (1% below 174.76)
- 171.48 * intra-day containment
- 169.51 * minor
- 166.52 * minor
- 163.91 * session containment**



O= 186.99
 H= 193.97
 L= 185.84
 C= 187.29
 Δ= -4.30

Tesla (TSLA) - daily chart



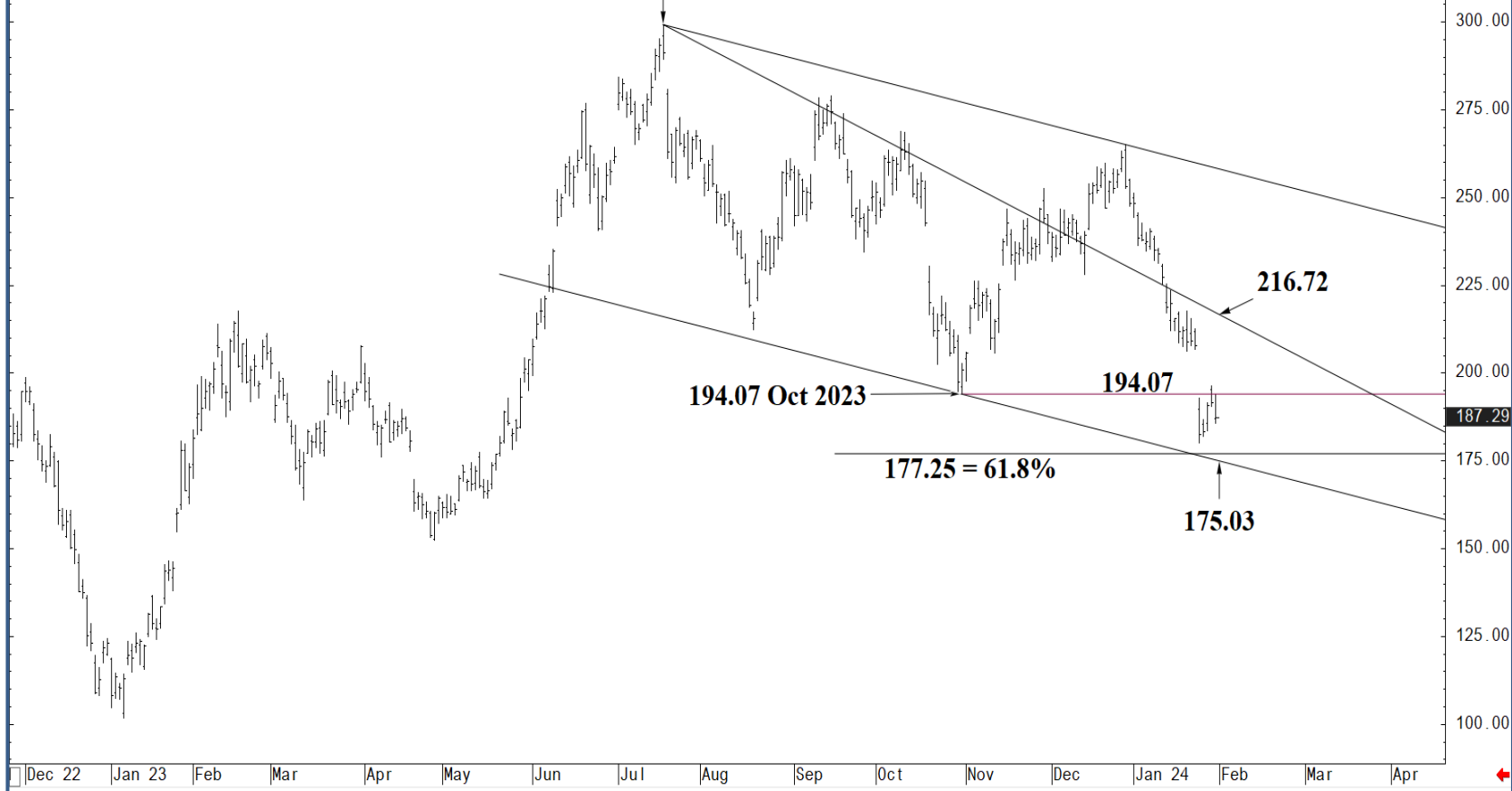
Support and Resistance

- 216.72 **** multi-wk contain UP**
- 212.56 * minor
- 206.27 * minor
- 202.80 * minor
- 199.24 * intra-day containment
- 196.35 * minor
- 192.63 * session containment UP**
- 190.23 * session containment**
- 188.21 * minor
- 186.28 * intra-day containment
- 184.42 * minor
- 182.63 * minor
- 179.50 * minor
- 177.25 **** multi-week contain**
- 174.76 **** multi-week contain**
- 173.01 * (1% below 174.76)
- 171.48 * intra-day containment
- 169.51 * minor
- 166.52 * minor
- 163.91 * session containment**



O= 186.99
 H= 193.97
 L= 185.84
 C= 187.29
 Δ= -4.30

Tesla (TSLA) - daily chart



Support and Resistance

216.72 ** multi-wk contain UP**

- 212.56 * minor
- 206.27 * minor
- 202.80 * minor
- 199.24 * intra-day containment
- 196.35 * minor

192.63 * session containment UP
190.23 * session containment

- 188.21 * minor
- 186.28 * intra-day containment
- 184.42 * minor
- 182.63 * minor
- 179.50 * minor

177.25 ** multi-week contain**
174.76 ** multi-week contain**

- 173.01 * (1% below 174.76)
- 171.48 * intra-day containment
- 169.51 * minor
- 166.52 * minor

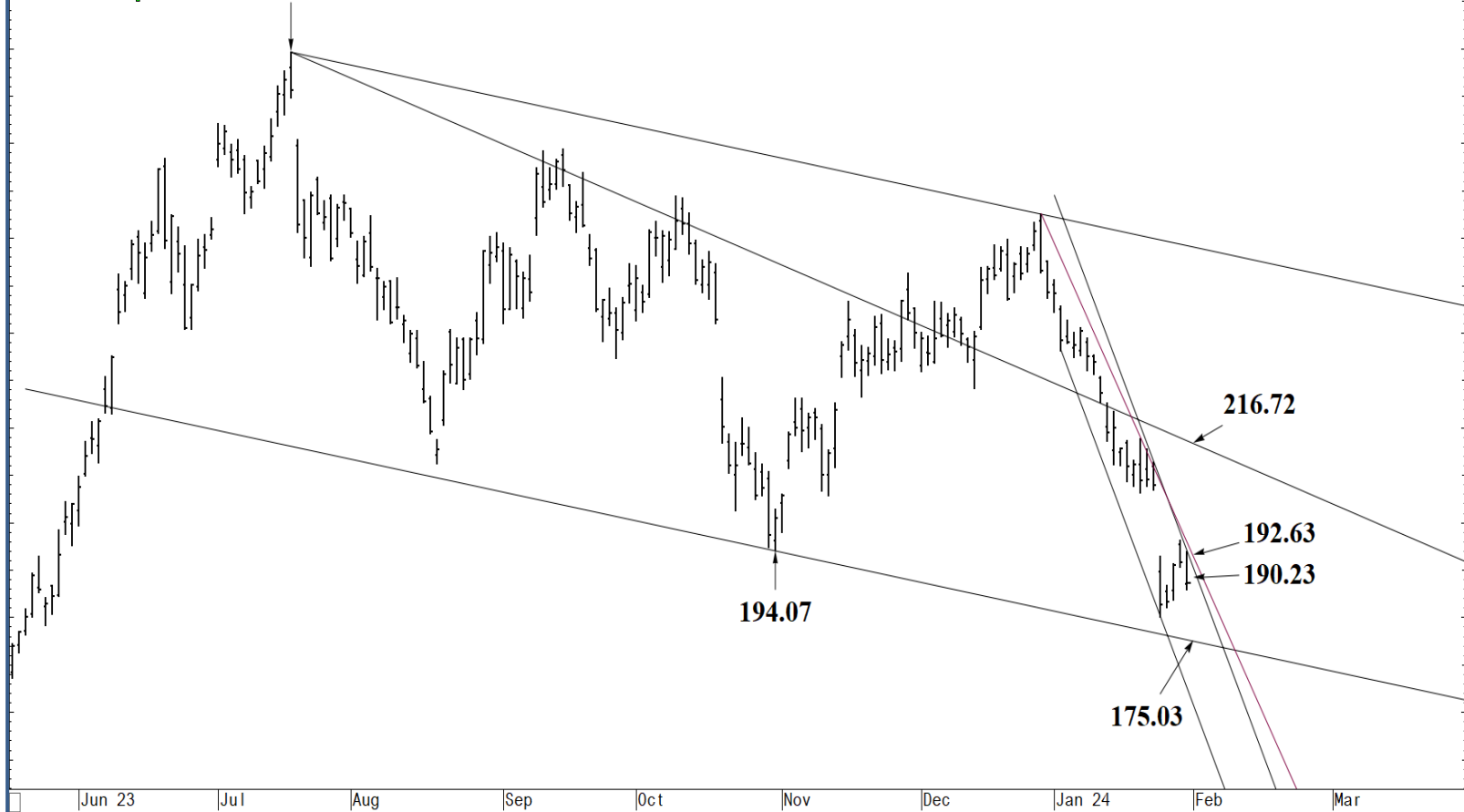
163.91 * session containment



O= 186.99
 H= 193.97
 L= 185.84
 L= 187.29
 Δ= -4.30

299.29 Jul 2023

Tesla (TSLA) - daily chart



Support and Resistance

- 216.72 **** multi-wk contain UP**
- 212.56 * minor
- 206.27 * minor
- 202.80 * minor
- 199.24 * intra-day containment
- 196.35 * minor
- 192.63 * session containment UP**
- 190.23 * session containment**
- 188.21 * minor
- 186.28 * intra-day containment
- 184.42 * minor
- 182.63 * minor
- 179.50 * minor
- 177.25 **** multi-week contain**
- 174.76 **** multi-week contain**
- 173.01 * (1% below 174.76)
- 171.48 * intra-day containment
- 169.51 * minor
- 166.52 * minor
- 163.91 * session containment**



O= 186.99
 H= 193.97
 L= 185.84
 C= 187.29
 Δ= -4.30

Tesla (TSLA) - daily chart



CGG Inc. © 2024 All rights reserved worldwide. <http://www.cgg.com> S:TSLA - Tesla Inc., Daily | Wed Jan 31 2024 14:08:28, CGG 23.12.8032

Support and Resistance

- 216.72** **** multi-wk contain UP
- 212.56 * minor
- 206.27 * minor
- 202.80 * minor
- 199.24 * intra-day containment
- 196.35 * minor
- 192.63** * session containment UP
- 190.23** * session containment
- 188.21 * minor
- 186.28 * intra-day containment
- 184.42 * minor
- 182.63 * minor
- 179.50 * minor
- 177.25** **** multi-week contain
- 174.76** **** multi-week contain
- 173.01 * (1% below 174.76)
- 171.48 * intra-day containment
- 169.51 * minor
- 166.52 * minor
- 163.91** * session containment

