



WICKED STOCKS

DIRECTIONAL CLARITY FOR THE ACTIVE INVESTOR



Support and Resistance

229.97 **** multi-wk contain UP
228.48 **** multi-wk contain DP

225.37 * minor
 223.49 * minor
 220.10 * minor
 217.80 * intra-day containment
 215.65 * minor

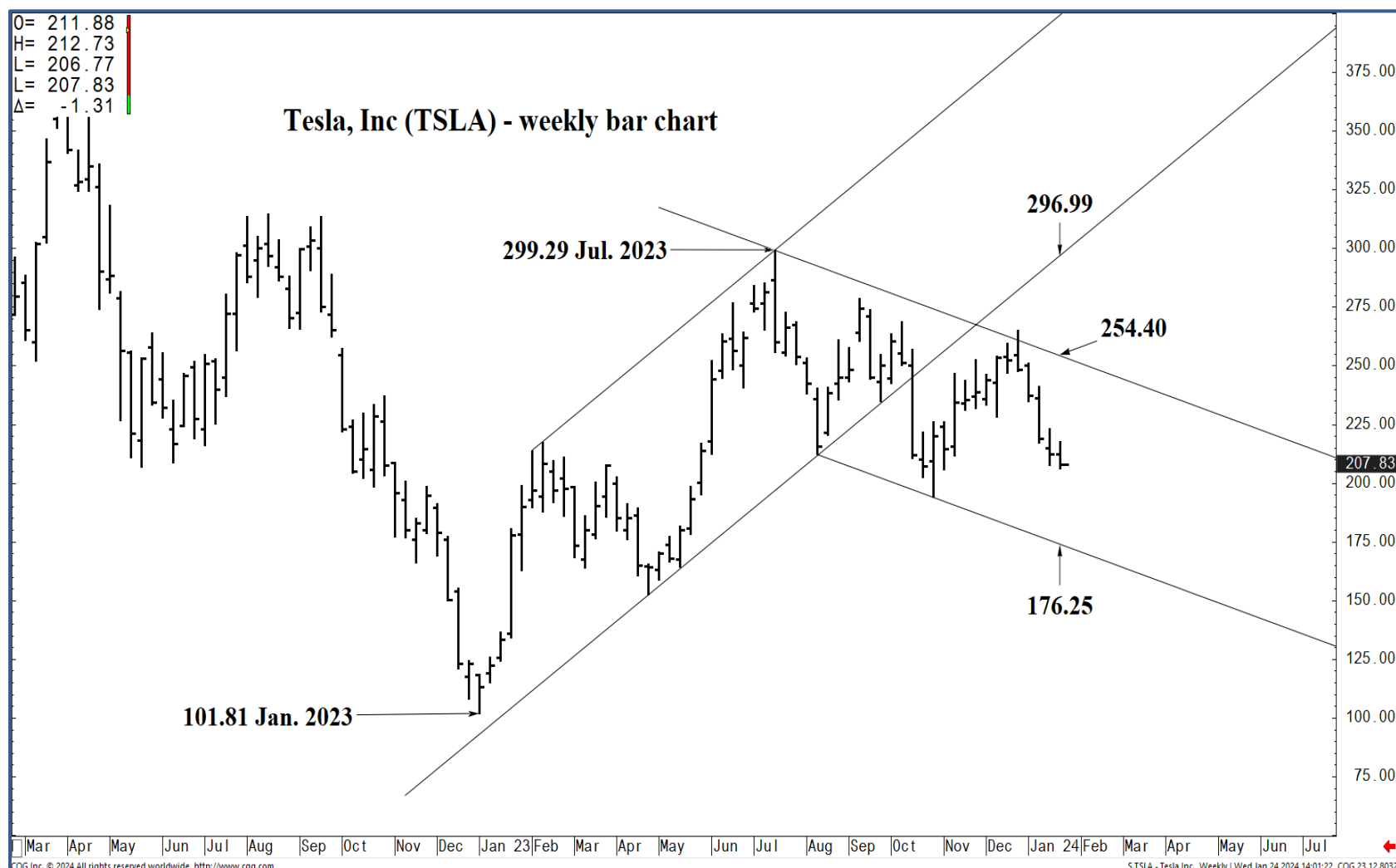
210.82 * session containment

206.27 * minor
 202.80 * intra-day containment
 200.55 * minor
 197.36 * minor

194.07 **** weekly containment

192.57 * minor
 190.08 * intra-day containment
 186.78 * minor
 182.90 * minor

177.25 **** multi-week contain
176.25 **** multi-week contain



Support and Resistance

- 229.97 **** multi-wk contain UP**
- 228.48 **** multi-wk contain DP**
- 225.37 * minor
- 223.49 * minor
- 220.10 * minor
- 217.80 * intra-day containment
- 215.65 * minor
- 210.82 * session containment**
- 206.27 * minor
- 202.80 * intra-day containment
- 200.55 * minor
- 197.36 * minor
- 194.07 *** weekly containment**
- 192.57 * minor
- 190.08 * intra-day containment
- 186.78 * minor
- 182.90 * minor
- 177.25 **** multi-week contain**
- 176.25 **** multi-week contain**



O= 211.88
 H= 212.73
 L= 206.77
 L= 207.83
 Δ= -1.31

Tesla, Inc (TSLA) - weekly bar chart

414.49 Nov 2021 ATH



500.00
 450.00
 400.00
 350.00
 300.00
 250.00
 200.00
 150.00
 100.00

Support and Resistance

229.97 ** multi-wk contain UP**
228.48 ** multi-wk contain DP**

225.37 * minor
 223.49 * minor
 220.10 * minor
 217.80 * intra-day containment
 215.65 * minor

210.82 * session containment

206.27 * minor
 202.80 * intra-day containment
 200.55 * minor
 197.36 * minor

194.07 * weekly containment**

192.57 * minor
 190.08 * intra-day containment
 186.78 * minor
 182.90 * minor

177.25 ** multi-week contain**
176.25 ** multi-week contain**

207.83



O= 211.88
 H= 212.73
 L= 206.77
 L= 207.83
 Δ= -1.31

Tesla (TSLA) - daily chart



Support and Resistance

229.97 ** multi-wk contain UP**
228.48 ** multi-wk contain DP**

225.37 * minor
 223.49 * minor
 220.10 * minor
 217.80 * intra-day containment
 215.65 * minor

210.82 * session containment

206.27 * minor
 202.80 * intra-day containment
 200.55 * minor
 197.36 * minor

194.07 * weekly containment**

192.57 * minor
 190.08 * intra-day containment
 186.78 * minor
 182.90 * minor

177.25 ** multi-week contain**
176.25 ** multi-week contain**



O= 211.88
 H= 212.73
 L= 206.77
 C= 207.83
 Δ= -1.31

Tesla (TSLA) - daily chart

299.29 Jul 2023



Support and Resistance

229.97 ** multi-wk contain UP**
228.48 ** multi-wk contain DP**

225.37 * minor
 223.49 * minor
 220.10 * minor
 217.80 * intra-day containment
 215.65 * minor

210.82 * session containment

206.27 * minor
 202.80 * intra-day containment
 200.55 * minor
 197.36 * minor

194.07 * weekly containment**

192.57 * minor
 190.08 * intra-day containment
 186.78 * minor
 182.90 * minor

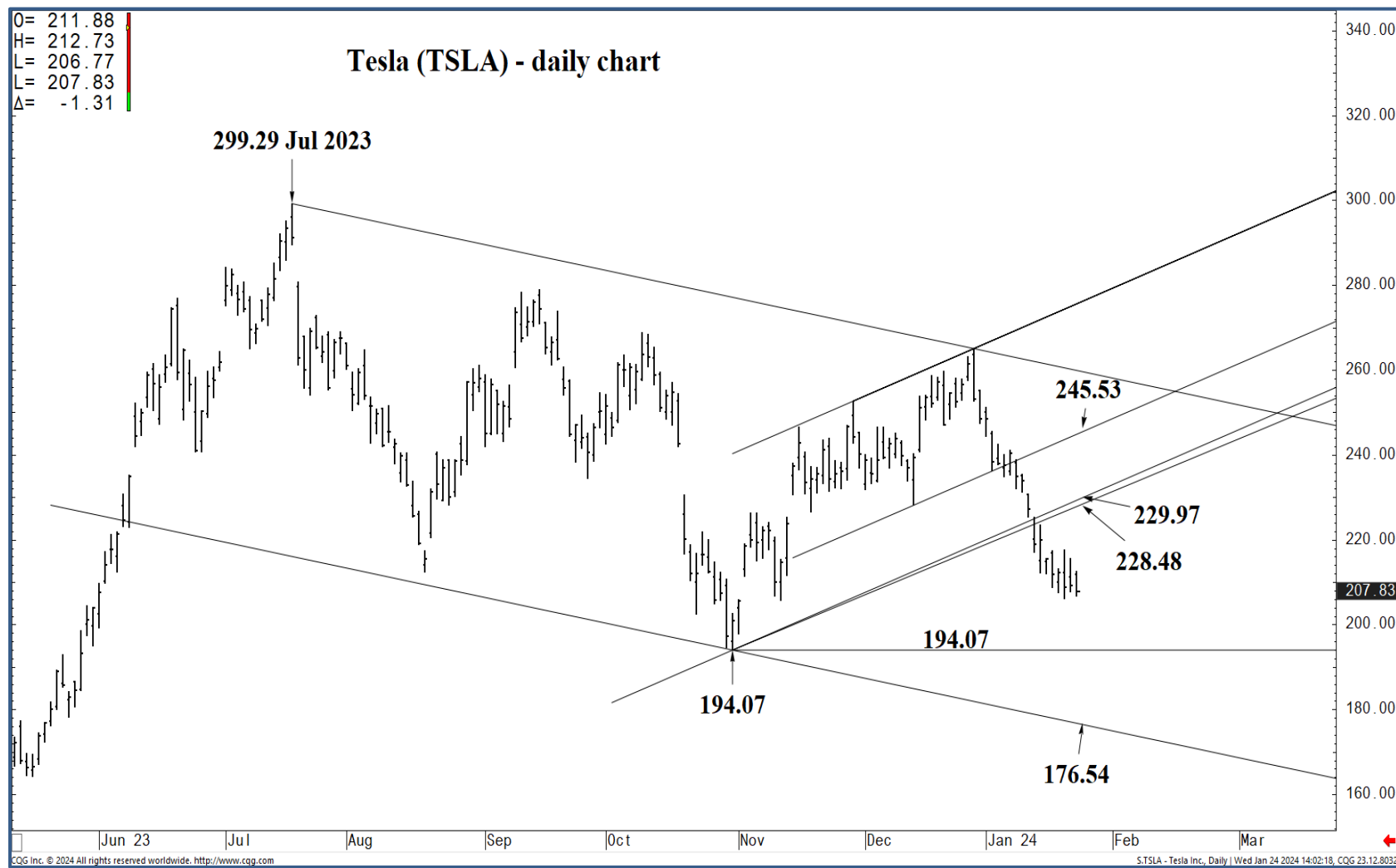
177.25 ** multi-week contain**
176.25 ** multi-week contain**



O= 211.88
 H= 212.73
 L= 206.77
 L= 207.83
 Δ= -1.31

Tesla (TSLA) - daily chart

299.29 Jul 2023



Support and Resistance

229.97 ** multi-wk contain UP**
228.48 ** multi-wk contain DP**

225.37 * minor
 223.49 * minor
 220.10 * minor
 217.80 * intra-day containment
 215.65 * minor

210.82 * session containment

206.27 * minor
 202.80 * intra-day containment
 200.55 * minor
 197.36 * minor

194.07 * weekly containment**

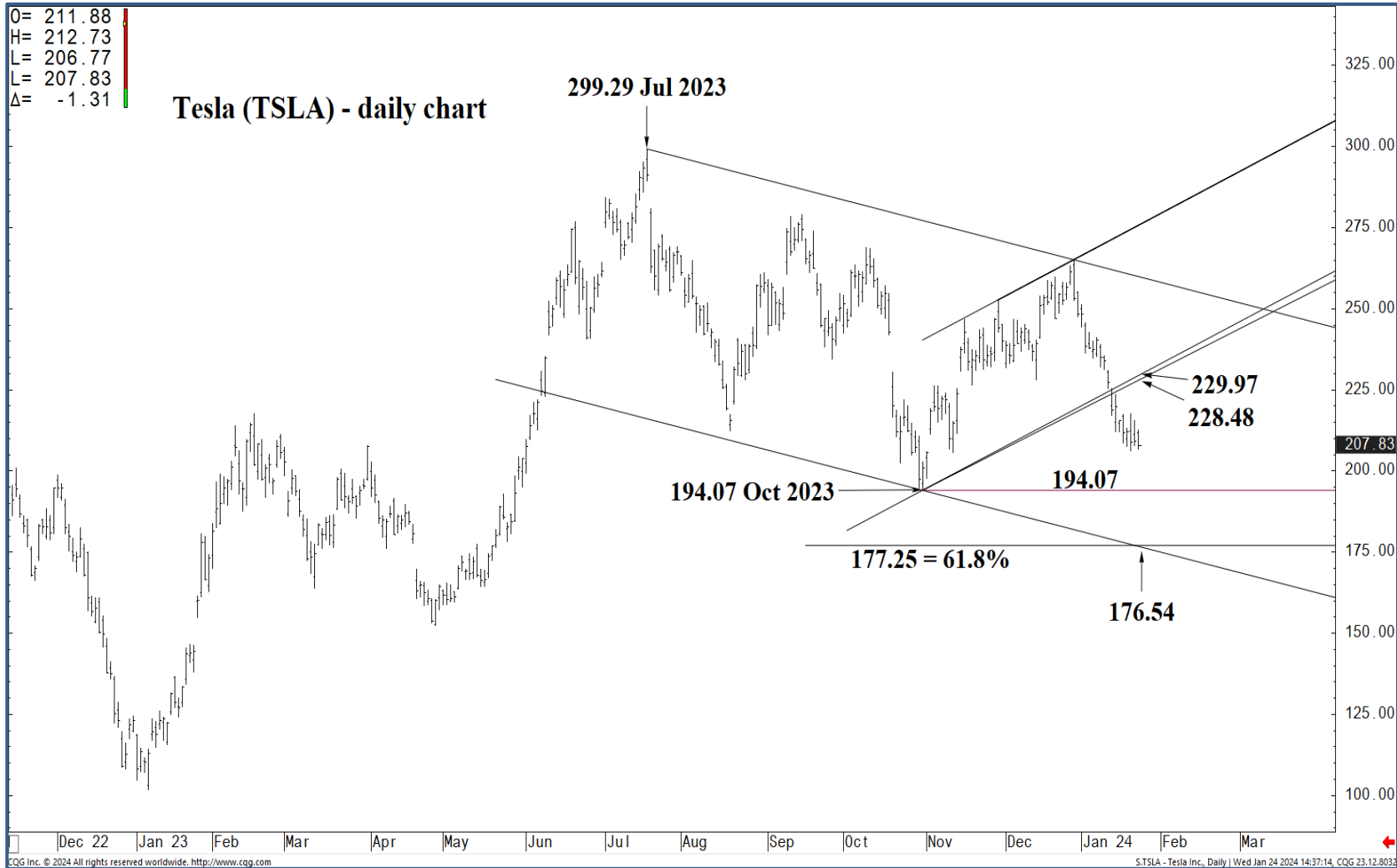
192.57 * minor
 190.08 * intra-day containment
 186.78 * minor
 182.90 * minor

177.25 ** multi-week contain**
176.25 ** multi-week contain**



O= 211.88
 H= 212.73
 L= 206.77
 L= 207.83
 Δ= -1.31

Tesla (TSLA) - daily chart



Support and Resistance

229.97 ** multi-wk contain UP**
228.48 ** multi-wk contain DP**

- 225.37 * minor
- 223.49 * minor
- 220.10 * minor
- 217.80 * intra-day containment
- 215.65 * minor

210.82 * session containment

- 206.27 * minor
- 202.80 * intra-day containment
- 200.55 * minor
- 197.36 * minor

194.07 * weekly containment**

- 192.57 * minor
- 190.08 * intra-day containment
- 186.78 * minor
- 182.90 * minor

177.25 ** multi-week contain**

176.25 ** multi-week contain**

325.00
300.00
275.00
250.00
225.00
200.00
175.00
150.00
125.00
100.00

Dec 22 | Jan 23 | Feb | Mar | Apr | May | Jun | Jul | Aug | Sep | Oct | Nov | Dec | Jan 24 | Feb | Mar



O= 211.88
 H= 212.73
 L= 206.77
 L= 207.83
 Δ= -1.31

Tesla (TSLA) - daily chart



Support and Resistance

- 229.97 **** multi-wk contain UP**
- 228.48 **** multi-wk contain DP**
- 225.37 * minor
- 223.49 * minor
- 220.10 * minor
- 217.80 * intra-day containment
- 215.65 * minor
- 210.82 * session containment**
- 206.27 * minor
- 202.80 * intra-day containment
- 200.55 * minor
- 197.36 * minor
- 194.07 *** weekly containment**
- 192.57 * minor
- 190.08 * intra-day containment
- 186.78 * minor
- 182.90 * minor
- 177.25 **** multi-week contain**
- 176.25 **** multi-week contain**

COG Inc. © 2024 All rights reserved worldwide. <http://www.cog.com>

S:TSLA - Tesla Inc., Daily | Wed Jan 24 2024 14:03:34, COG 23.12.8032



Tesla (TSLA) - daily chart



Support and Resistance

- 229.97 **** multi-wk contain UP**
- 228.48 **** multi-wk contain DP**
- 225.37 * minor
- 223.49 * minor
- 220.10 * minor
- 217.80 * intra-day containment
- 215.65 * minor
- 210.82 * session containment**
- 206.27 * minor
- 202.80 * intra-day containment
- 200.55 * minor
- 197.36 * minor
- 194.07 *** weekly containment**
- 192.57 * minor
- 190.08 * intra-day containment
- 186.78 * minor
- 182.90 * minor
- 177.25 **** multi-week contain**
- 176.25 **** multi-week contain**

CGG Inc. © 2024 All rights reserved worldwide. <http://www.cgg.com>

S:TSLA - Tesla Inc., Daily | Wed Jan 24 2024 14:37:00, CGG 23.12.8032

