



WICKED STOCKS

DIRECTIONAL CLARITY FOR THE ACTIVE INVESTOR



Support and Resistance

244.91 * session containment

- 238.66 * minor
- 236.94 * minor
- 232.41 * minor
- 230.28 * minor

229.35 **** multi-wk contain UP
227.89 **** multi-wk contain DP

- 224.63 * minor
- 220.64 * intra-day containment
- 217.80 * minor

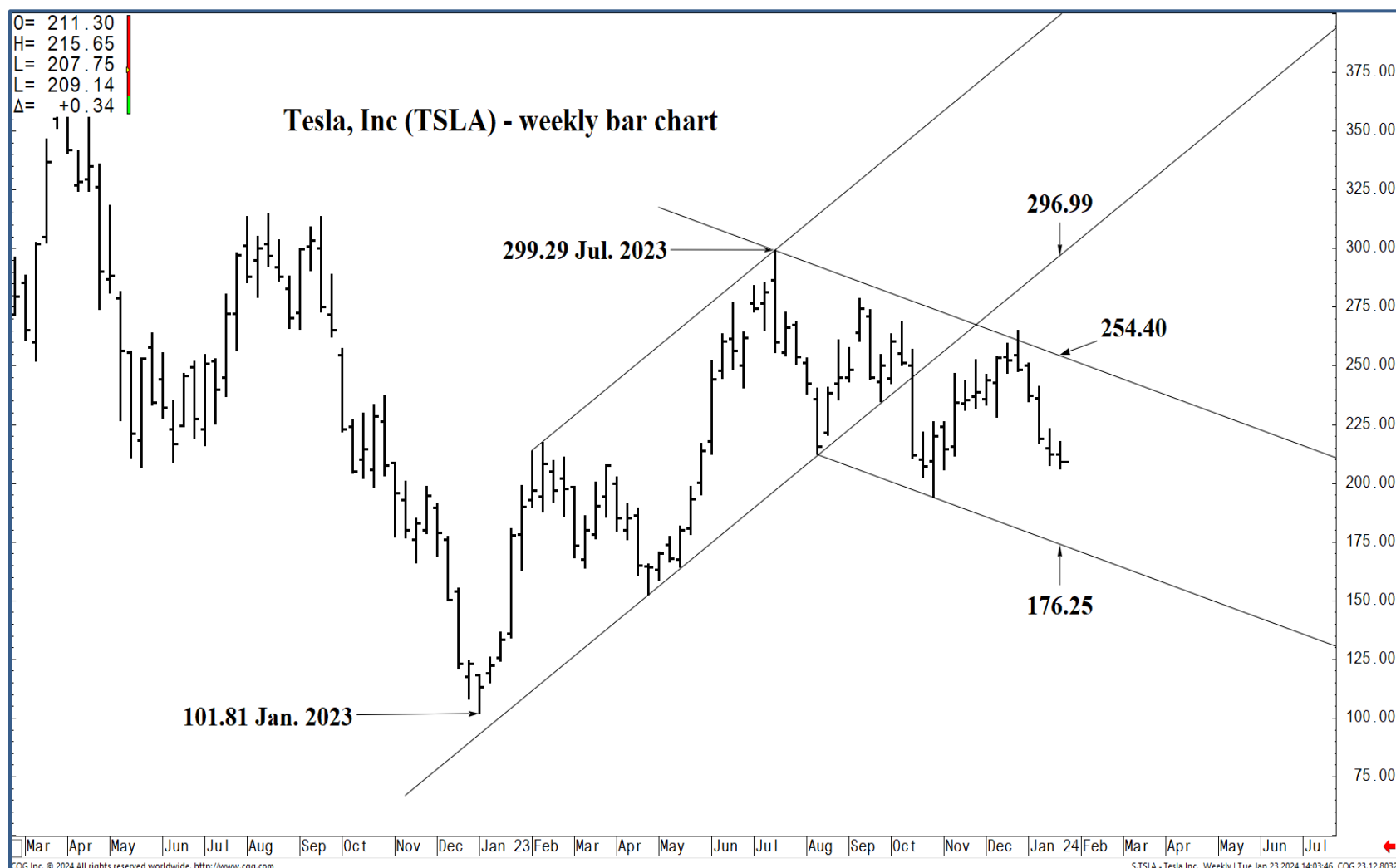
213.83 * session containment

- 211.85 * minor
- 209.23 * minor
- 205.69 * minor

202.80 * session containment

- 200.55 * minor
- 197.36 * minor
- 195.98 * minor

194.07 **** multi-week contain



Support and Resistance

- 244.91** * session containment
- 238.66 * minor
- 236.94 * minor
- 232.41 * minor
- 230.28 * minor
- 229.35** **** multi-wk contain UP
- 227.89** **** multi-wk contain DP
- 224.63 * minor
- 220.64 * intra-day containment
- 217.80 * minor
- 213.83** * session containment
- 211.85 * minor
- 209.23 * minor
- 205.69 * minor
- 202.80** * session containment
- 200.55 * minor
- 197.36 * minor
- 195.98 * minor
- 194.07** **** multi-week contain

S:TSLA - Tesla Inc., Weekly | Tue Jan 23 2024 14:03:46, CQG 23.12.8032



O= 211.30
 H= 215.65
 L= 207.75
 L= 209.14
 Δ= +0.34

Tesla, Inc (TSLA) - weekly bar chart

414.49 Nov 2021 ATH



500.00
 450.00
 400.00
 350.00
 300.00
 250.00
 200.00
 150.00
 100.00

Support and Resistance

- 244.91** * session containment
- 238.66 * minor
- 236.94 * minor
- 232.41 * minor
- 230.28 * minor
- 229.35** **** multi-wk contain UP
- 227.89** **** multi-wk contain DP
- 224.63 * minor
- 220.64 * intra-day containment
- 217.80 * minor
- 213.83** * session containment
- 211.85 * minor
- 209.23 * minor
- 205.69 * minor
- 202.80** * session containment
- 200.55 * minor
- 197.36 * minor
- 195.98 * minor
- 194.07** **** multi-week contain



O= 211.30
 H= 215.65
 L= 207.75
 L= 209.14
 Δ= +0.34

Tesla (TSLA) - daily chart

299.29 Jul 2023



Support and Resistance

- 244.91** * session containment
- 238.66 * minor
- 236.94 * minor
- 232.41 * minor
- 230.28 * minor
- 229.35** **** multi-wk contain UP
- 227.89** **** multi-wk contain DP
- 224.63 * minor
- 220.64 * intra-day containment
- 217.80 * minor
- 213.83** * session containment
- 211.85 * minor
- 209.23 * minor
- 205.69 * minor
- 202.80** * session containment
- 209.14** * session containment
- 200.55 * minor
- 197.36 * minor
- 195.98 * minor
- 194.07** **** multi-week contain



O= 211.30
 H= 215.65
 L= 207.75
 C= 209.14
 Δ= +0.34

Tesla (TSLA) - daily chart

299.29 Jul 2023



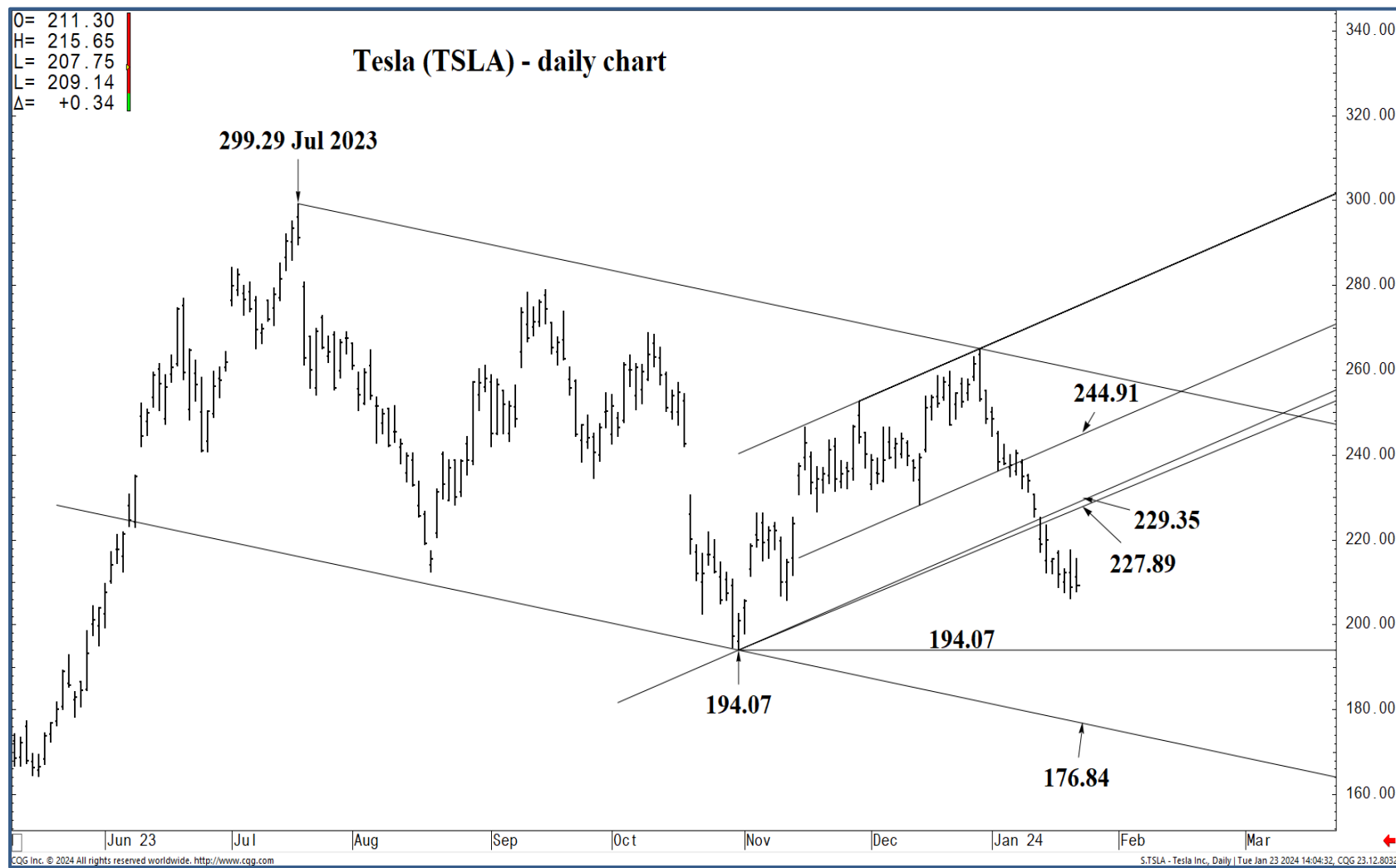
Support and Resistance

- 244.91** * session containment
- 238.66 * minor
- 236.94 * minor
- 232.41 * minor
- 230.28 * minor
- 229.35** **** multi-wk contain UP
- 227.89** **** multi-wk contain DP
- 224.63 * minor
- 220.64 * intra-day containment
- 217.80 * minor
- 213.83** * session containment
- 211.85 * minor
- 209.23 * minor
- 205.69 * minor
- 202.80** * session containment
- 200.55 * minor
- 197.36 * minor
- 195.98 * minor
- 194.07** **** multi-week contain



O= 211.30
 H= 215.65
 L= 207.75
 C= 209.14
 Δ= +0.34

Tesla (TSLA) - daily chart



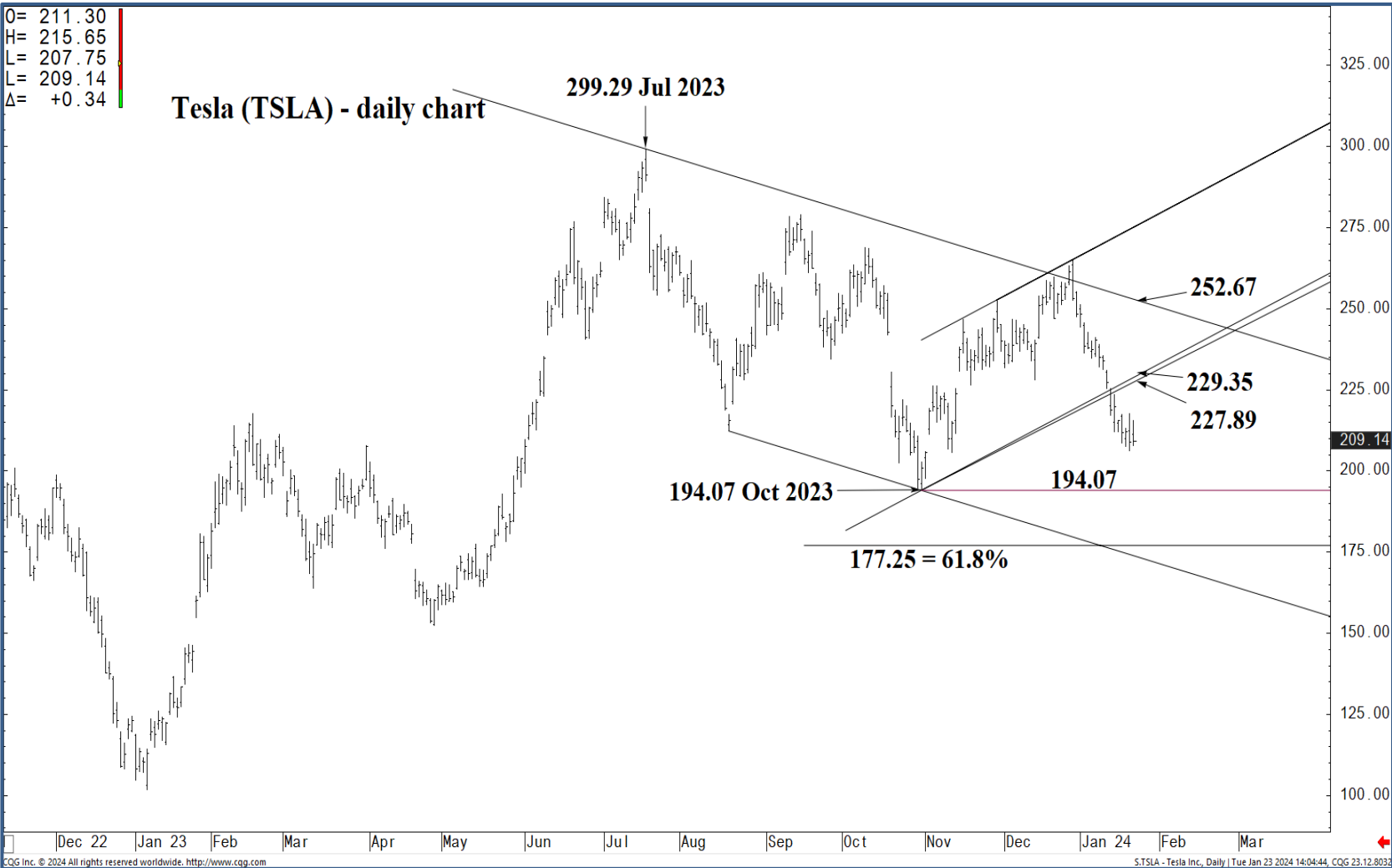
Support and Resistance

- 244.91 * session containment**
- 238.66 * minor
- 236.94 * minor
- 232.41 * minor
- 230.28 * minor
- 229.35 **** multi-wk contain UP**
- 227.89 **** multi-wk contain DP**
- 224.63 * minor
- 220.64 * intra-day containment
- 217.80 * minor
- 213.83 * session containment**
- 211.85 * minor
- 209.23 * minor
- 205.69 * minor
- 202.80 * session containment**
- 200.55 * minor
- 197.36 * minor
- 195.98 * minor
- 194.07 **** multi-week contain**



O= 211.30
 H= 215.65
 L= 207.75
 C= 209.14
 Δ= +0.34

Tesla (TSLA) - daily chart



Support and Resistance

- 244.91 * session containment**
- 238.66 * minor
- 236.94 * minor
- 232.41 * minor
- 230.28 * minor
- 229.35 **** multi-wk contain UP**
- 227.89 **** multi-wk contain DP**
- 224.63 * minor
- 220.64 * intra-day containment
- 217.80 * minor
- 213.83 * session containment**
- 209.14
- 211.85 * minor
- 209.23 * minor
- 205.69 * minor
- 202.80 * session containment**
- 200.55 * minor
- 197.36 * minor
- 195.98 * minor
- 194.07 **** multi-week contain**



O= 211.30
 H= 215.65
 L= 207.75
 C= 209.14
 Δ= +0.34

Tesla (TSLA) - daily chart



Support and Resistance

- 244.91** * session containment
- 238.66 * minor
- 236.94 * minor
- 232.41 * minor
- 230.28 * minor
- 229.35** **** multi-wk contain UP
- 227.89** **** multi-wk contain DP
- 224.63 * minor
- 220.64 * intra-day containment
- 217.80 * minor
- 213.83** * session containment
- 211.85 * minor
- 209.23 * minor
- 205.69 * minor
- 202.80** * session containment
- 200.55 * minor
- 197.36 * minor
- 195.98 * minor
- 194.07** **** multi-week contain

COG Inc. © 2024 All rights reserved worldwide. <http://www.cog.com>

S:TSLA - Tesla Inc., Daily | Tue Jan 23 2024 14:04:56, COG 23.12.8032



O= 211.30
 H= 215.65
 L= 207.75
 C= 209.14
 Δ= +0.34

Tesla (TSLA) - daily chart



Support and Resistance

- 244.91** * session containment
- 238.66 * minor
- 236.94 * minor
- 232.41 * minor
- 230.28 * minor
- 229.35** **** multi-wk contain UP
- 227.89** **** multi-wk contain DP
- 224.63 * minor
- 220.64 * intra-day containment
- 217.80 * minor
- 213.83** * session containment
- 211.85 * minor
- 209.23 * minor
- 205.69 * minor
- 202.80** * session containment
- 200.55 * minor
- 197.36 * minor
- 195.98 * minor
- 194.07** **** multi-week contain

CGG Inc. © 2024 All rights reserved worldwide. <http://www.cgg.com> S.TSLA - Tesla Inc., Daily | Tue Jan 23 2024 14:05:08, CGG 23.12.8032

