



# WICKED STOCKS

DIRECTIONAL CLARITY FOR THE ACTIVE INVESTOR



## Support and Resistance

**244.29** \* session containment

- 238.66 \* minor
- 236.94 \* minor
- 232.41 \* minor
- 230.28 \* minor

**228.73** \*\*\*\* multi-wk contain UP  
**227.29** \*\*\*\* multi-wk contain DP

- 224.63 \* minor
- 221.15 \* minor
- 219.27 \* minor

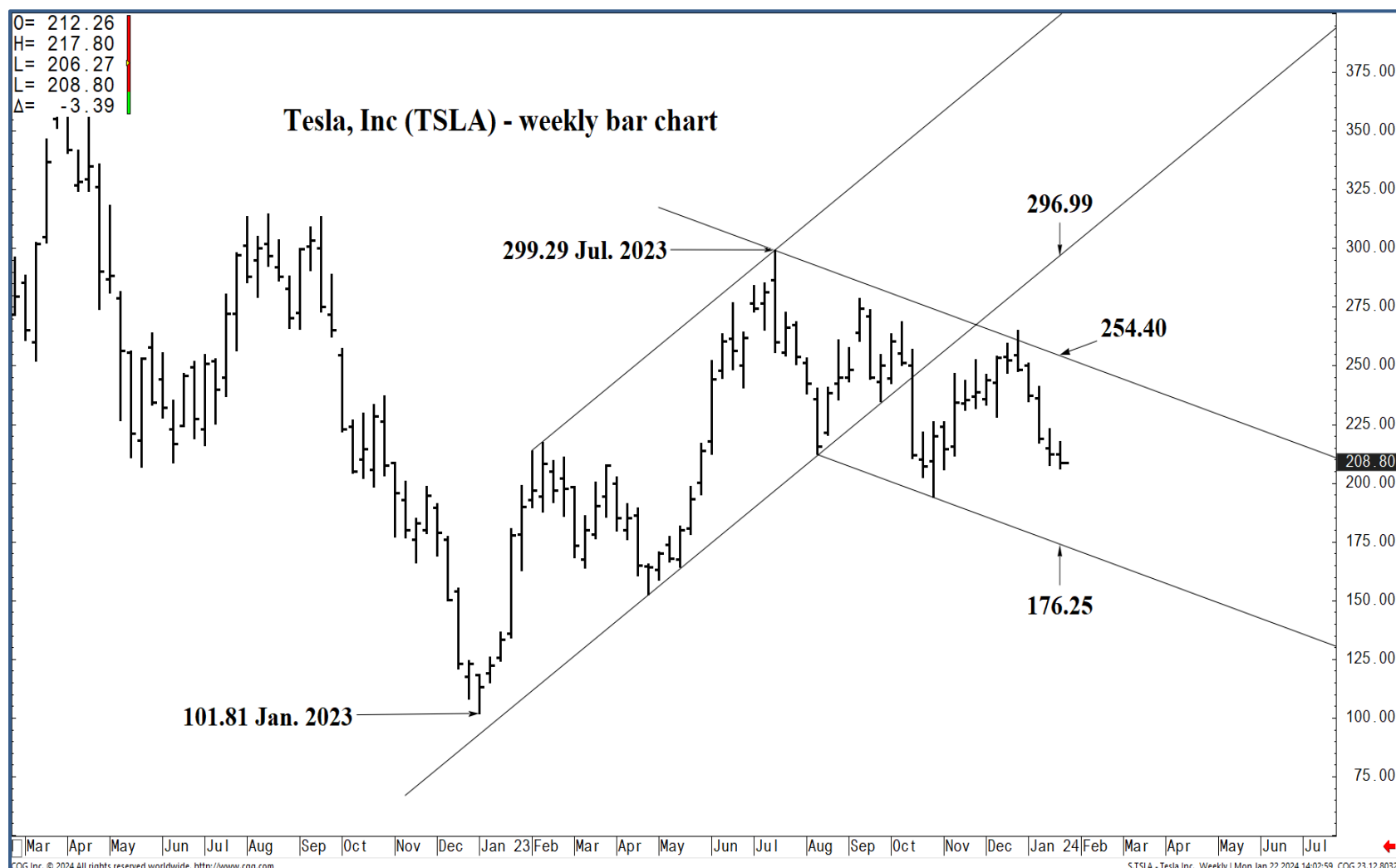
**216.85** \* session containment

- 213.40 \* minor
- 211.80 \* intra-day containment
- 209.66 \* minor
- 207.98 \* minor
- 205.69 \* minor

**202.80** \* session containment

- 200.55 \* minor
- 197.36 \* minor
- 195.98 \* minor

**194.07** \*\*\*\* multi-week contain



### Support and Resistance

- 244.29 \* session containment**
- 238.66 \* minor
- 236.94 \* minor
- 232.41 \* minor
- 230.28 \* minor
- 228.73 \*\*\*\* multi-wk contain UP**
- 227.29 \*\*\*\* multi-wk contain DP**
- 224.63 \* minor
- 221.15 \* minor
- 219.27 \* minor
- 216.85 \* session containment**
- 213.40 \* minor
- 211.80 \* intra-day containment
- 209.66 \* minor
- 207.98 \* minor
- 205.69 \* minor
- 202.80 \* session containment**
- 200.55 \* minor
- 197.36 \* minor
- 195.98 \* minor
- 194.07 \*\*\*\* multi-week contain**



O= 212.26  
 H= 217.80  
 L= 206.27  
 C= 208.80  
 Δ= -3.39

# Tesla, Inc (TSLA) - weekly bar chart

414.49 Nov 2021 ATH



500.00  
 450.00  
 400.00  
 350.00  
 300.00  
 250.00  
 200.00  
 150.00  
 100.00

## Support and Resistance

- 244.29 \* session containment**
- 238.66 \* minor
- 236.94 \* minor
- 232.41 \* minor
- 230.28 \* minor
- 228.73 \*\*\*\* multi-wk contain UP**
- 227.29 \*\*\*\* multi-wk contain DP**
- 224.63 \* minor
- 221.15 \* minor
- 219.27 \* minor
- 216.85 \* session containment**
- 213.40 \* minor
- 211.80 \* intra-day containment
- 209.66 \* minor
- 207.98 \* minor
- 205.69 \* minor
- 202.80 \* session containment**
- 200.55 \* minor
- 197.36 \* minor
- 195.98 \* minor
- 194.07 \*\*\*\* multi-week contain**



O= 212.26  
 H= 217.80  
 L= 206.27  
 C= 208.80  
 Δ= -3.39

# Tesla (TSLA) - daily chart

299.29 Jul 2023



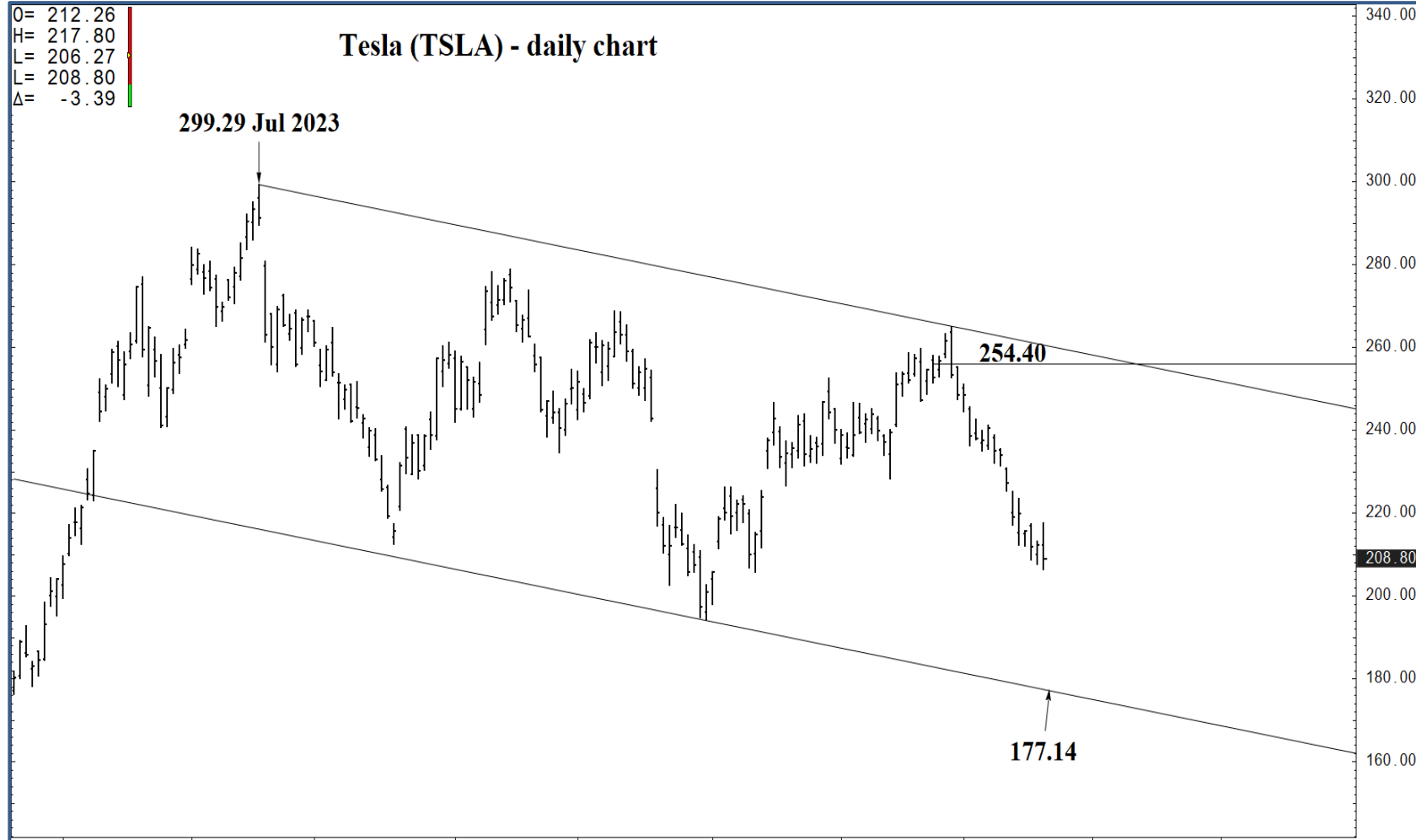
## Support and Resistance

- 244.29** \* session containment
- 238.66 \* minor
- 236.94 \* minor
- 232.41 \* minor
- 230.28 \* minor
- 228.73** \*\*\*\* multi-wk contain UP
- 227.29** \*\*\*\* multi-wk contain DP
- 224.63 \* minor
- 221.15 \* minor
- 219.27 \* minor
- 216.85** \* session containment
- 213.40 \* minor
- 211.80 \* intra-day containment
- 209.66 \* minor
- 207.98 \* minor
- 205.69 \* minor
- 202.80** \* session containment
- 200.55 \* minor
- 197.36 \* minor
- 195.98 \* minor
- 194.07** \*\*\*\* multi-week contain



O= 212.26  
 H= 217.80  
 L= 206.27  
 C= 208.80  
 Δ= -3.39

# Tesla (TSLA) - daily chart



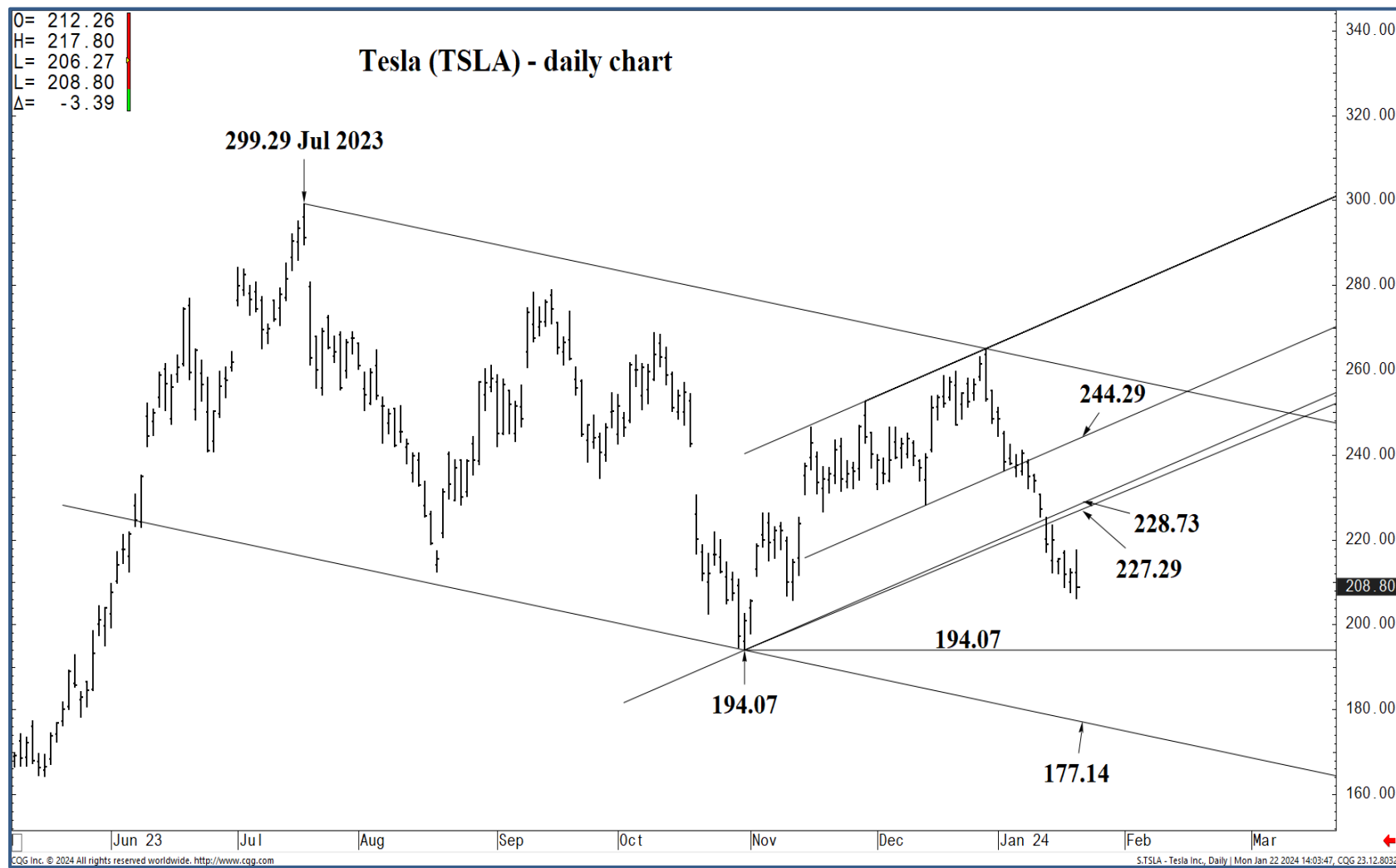
## Support and Resistance

- 244.29** \* session containment
- 238.66 \* minor
- 236.94 \* minor
- 232.41 \* minor
- 230.28 \* minor
- 228.73** \*\*\*\* multi-wk contain UP
- 227.29** \*\*\*\* multi-wk contain DP
- 224.63 \* minor
- 221.15 \* minor
- 219.27 \* minor
- 216.85** \* session containment
- 213.40 \* minor
- 211.80 \* intra-day containment
- 209.66 \* minor
- 207.98 \* minor
- 205.69 \* minor
- 202.80** \* session containment
- 200.55 \* minor
- 197.36 \* minor
- 195.98 \* minor
- 194.07** \*\*\*\* multi-week contain



O= 212.26  
 H= 217.80  
 L= 206.27  
 L= 208.80  
 Δ= -3.39

# Tesla (TSLA) - daily chart



## Support and Resistance

- 244.29** \* session containment
- 238.66 \* minor
- 236.94 \* minor
- 232.41 \* minor
- 230.28 \* minor
- 228.73** \*\*\*\* multi-wk contain UP
- 227.29** \*\*\*\* multi-wk contain DP
- 224.63 \* minor
- 221.15 \* minor
- 219.27 \* minor
- 216.85** \* session containment
- 213.40 \* minor
- 211.80 \* intra-day containment
- 209.66 \* minor
- 207.98 \* minor
- 205.69 \* minor
- 208.80** \* session containment
- 200.55 \* minor
- 197.36 \* minor
- 195.98 \* minor
- 194.07** \*\*\*\* multi-week contain



O= 212.26  
 H= 217.80  
 L= 206.27  
 C= 208.80  
 Δ= -3.39

# Tesla (TSLA) - daily chart

299.29 Jul 2023

194.07 Oct 2023

177.25 = 61.8%

253.03

228.73

227.29

194.07

325.00  
300.00  
275.00  
250.00  
225.00  
200.00  
175.00  
150.00  
125.00  
100.00

## Support and Resistance

- 244.29** \* session containment
- 238.66 \* minor
- 236.94 \* minor
- 232.41 \* minor
- 230.28 \* minor
- 228.73** \*\*\*\* multi-wk contain UP
- 227.29** \*\*\*\* multi-wk contain DP
- 224.63 \* minor
- 221.15 \* minor
- 219.27 \* minor
- 216.85** \* session containment
- 213.40 \* minor
- 211.80 \* intra-day containment
- 209.66 \* minor
- 207.98 \* minor
- 205.69 \* minor
- 202.80** \* session containment
- 200.55 \* minor
- 197.36 \* minor
- 195.98 \* minor
- 194.07** \*\*\*\* multi-week contain

208.80

Dec 22 | Jan 23 | Feb | Mar | Apr | May | Jun | Jul | Aug | Sep | Oct | Nov | Dec | Jan 24 | Feb | Mar



O= 212.26  
 H= 217.80  
 L= 206.27  
 L= 208.80  
 Δ= -3.39

# Tesla (TSLA) - daily chart



## Support and Resistance

- 244.29** \* session containment
- 238.66 \* minor
- 236.94 \* minor
- 232.41 \* minor
- 230.28 \* minor
- 228.73** \*\*\*\* multi-wk contain UP
- 227.29** \*\*\*\* multi-wk contain DP
- 224.63 \* minor
- 221.15 \* minor
- 219.27 \* minor
- 216.85** \* session containment
- 213.40 \* minor
- 211.80 \* intra-day containment
- 209.66 \* minor
- 208.80**
- 207.98 \* minor
- 205.69 \* minor
- 202.80** \* session containment
- 200.55 \* minor
- 197.36 \* minor
- 195.98 \* minor
- 194.07** \*\*\*\* multi-week contain

Oct 25 02 09 16 23 30 Nov 01 06 13 20 27 Dec 01 11 18 26 2024 02 08 16 22 29 Feb 01 05 12 19 26 Mar 01

COG Inc. © 2024 All rights reserved worldwide. <http://www.cog.com>

S:TSLA - Tesla Inc., Daily | Mon Jan 22 2024 14:04:16, COG 23.12.8032





O= 212.26  
 H= 217.80  
 L= 206.27  
 C= 208.80  
 Δ= -3.39

### Tesla (TSLA) - daily chart



### Support and Resistance

- 244.29** \* session containment
- 238.66 \* minor
- 236.94 \* minor
- 232.41 \* minor
- 230.28 \* minor
- 228.73** \*\*\*\* multi-wk contain UP
- 227.29** \*\*\*\* multi-wk contain DP
- 224.63 \* minor
- 221.15 \* minor
- 219.27 \* minor
- 216.85** \* session containment
- 213.40 \* minor
- 211.80 \* intra-day containment
- 209.66 \* minor
- 207.98 \* minor
- 205.69 \* minor
- 202.80** \* session containment
- 200.55 \* minor
- 197.36 \* minor
- 195.98 \* minor
- 194.07** \*\*\*\* multi-week contain

