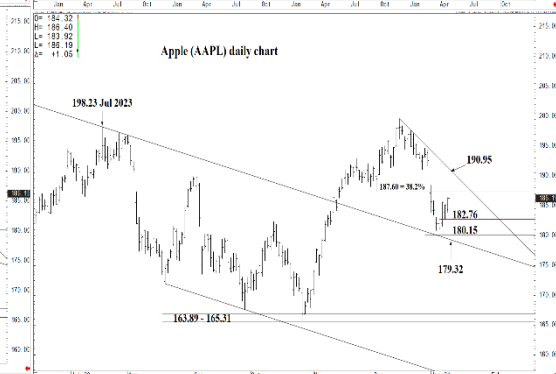
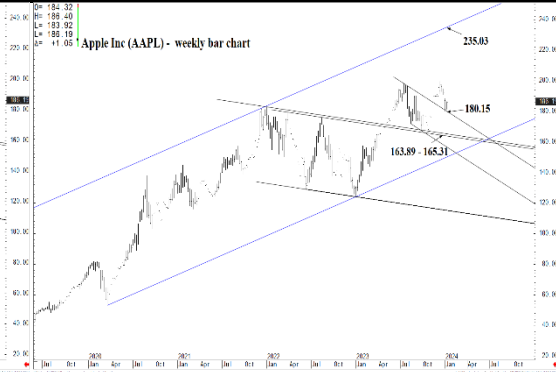




WICKED STOCKS

DIRECTIONAL CLARITY FOR THE ACTIVE INVESTOR



Support and Resistance

190.95 * weekly containment UP**

- 190.25 * minor
- 189.90 * intra-day containment
- 188.44 * minor

187.60 * session containment

- 186.40 * minor
- 185.59 * minor
- 184.22 * minor
- 183.53 * minor
- 182.76 * intra-day containment
- 181.77 * minor
- 180.88 * minor

180.15 ** multi-wk contain UP**
179.32 ** multi-wk contain DP**

- 178.64 * minor
- 177.78 * minor
- 177.01 * minor

176.19 * session containment

O= 184.32
 H= 186.40
 L= 183.92
 L= 186.19
 Δ= +1.05

Apple Inc (AAPL) - weekly bar chart



Support and Resistance	
190.95 ***	weekly containment UP
190.25 *	minor
189.90 *	intra-day containment
188.44 *	minor
187.60 *	session containment
186.40 *	minor
185.59 *	minor
184.22 *	minor
183.53 *	minor
182.76 *	intra-day containment
181.77 *	minor
180.88 *	minor
180.15 ****	multi-wk contain UP
179.32 ****	multi-wk contain DP
178.64 *	minor
177.78 *	minor
177.01 *	minor
176.19 *	session containment



O= 184.32
 H= 186.40
 L= 183.92
 L= 186.19
 Δ= +1.05

Apple Inc (AAPL) - weekly bar chart



Support and Resistance

190.95 * weekly containment UP**

190.25 * minor
 189.90 * intra-day containment
 188.44 * minor

187.60 * session containment

186.40 * minor
 185.59 * minor
 184.22 * minor
 183.53 * minor
 182.76 * intra-day containment
 181.77 * minor
 180.88 * minor

180.15 ** multi-wk contain UP**

179.32 ** multi-wk contain DP**

178.64 * minor
 177.78 * minor
 177.01 * minor

176.19 * session containment



O= 184.32
 H= 186.40
 L= 183.92
 C= 186.19
 Δ= +1.05

Apple Inc (AAPL) - weekly bar chart



Support and Resistance

190.95 * weekly containment UP**

190.25 * minor
 189.90 * intra-day containment
 188.44 * minor

187.60 * session containment

186.40 * minor
 185.59 * minor
 184.22 * minor
 183.53 * minor
 182.76 * intra-day containment
 181.77 * minor
 180.88 * minor

180.15 ** multi-wk contain UP**

179.32 ** multi-wk contain DP**

178.64 * minor
 177.78 * minor
 177.01 * minor

176.19 * session containment



O= 184.32
 H= 186.40
 L= 183.92
 C= 186.19
 Δ= +1.05

Apple Inc (AAPL) - weekly bar chart



Support and Resistance

190.95 * weekly contain UP**

- 190.25 * minor
- 189.90 * intra-day containment
- 188.44 * minor

187.60 * session containment

- 186.40 * minor
- 185.59 * minor
- 184.22 * minor
- 183.53 * minor
- 182.76 * intra-day containment
- 181.77 * minor
- 180.88 * minor

180.15 ** multi-wk contain UP**

179.32 ** multi-wk contain DP**

- 178.64 * minor
- 177.78 * minor
- 177.01 * minor

176.19 * session containment



O= 184.32
 H= 186.40
 L= 183.92
 C= 186.19
 Δ= +1.05

Apple (AAPL) daily chart



Support and Resistance

190.95 ***	weekly containment UP
190.25 *	minor
189.90 *	intra-day containment
188.44 *	minor
187.60 *	session containment
186.40 *	minor
185.59 *	minor
184.22 *	minor
183.53 *	minor
182.76 *	intra-day containment
181.77 *	minor
180.88 *	minor
180.15 ****	multi-wk contain UP
179.32 ****	multi-wk contain DP
178.64 *	minor
177.78 *	minor
177.01 *	minor
176.19 *	session containment



O= 184.32
 H= 186.40
 L= 183.92
 C= 186.19
 Δ= +1.05

Apple (AAPL) daily chart



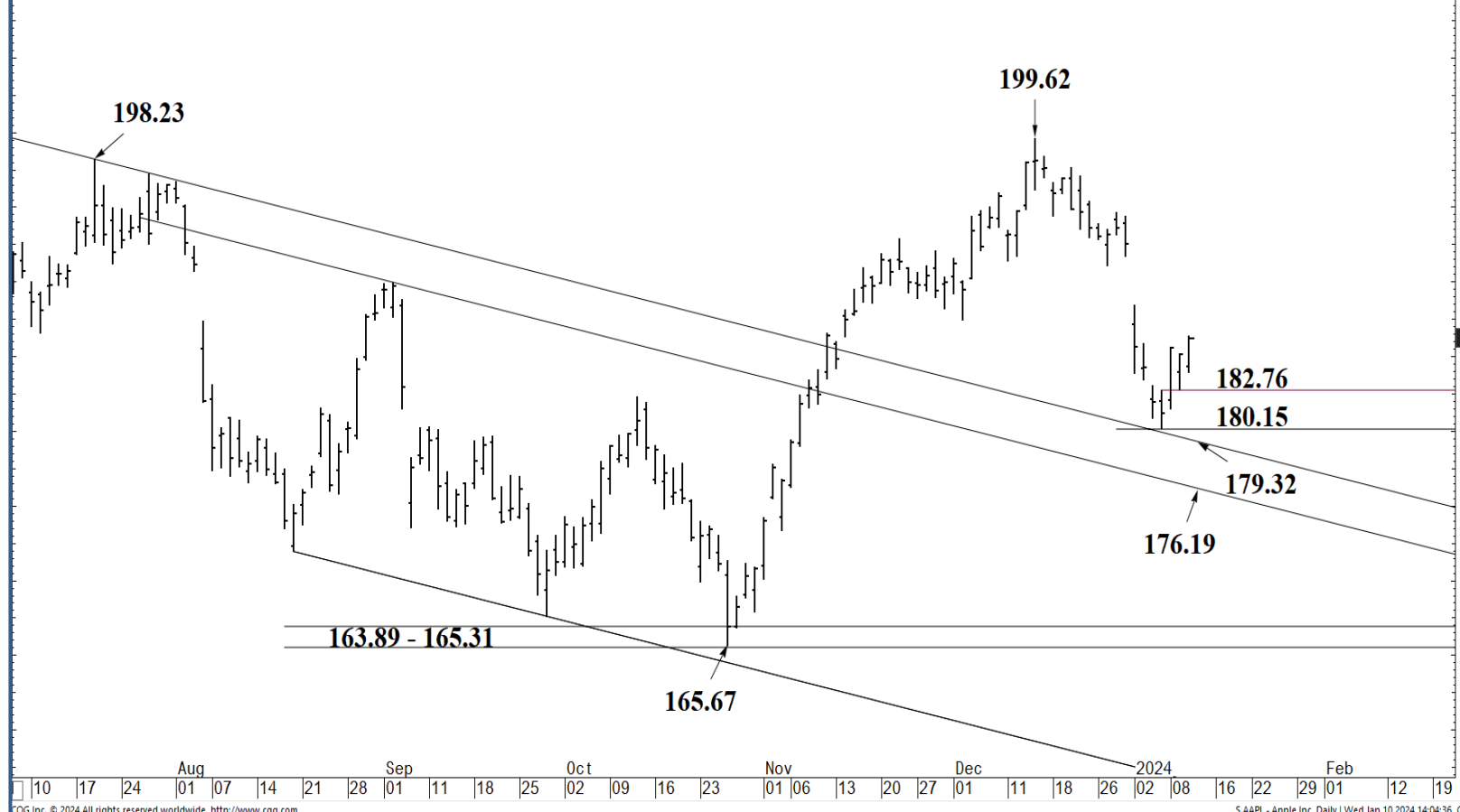
Support and Resistance

190.95 ***	weekly containment UP
190.25 *	minor
189.90 *	intra-day containment
188.44 *	minor
187.60 *	session containment
186.40 *	minor
185.59 *	minor
184.22 *	minor
183.53 *	minor
182.76 *	intra-day containment
181.77 *	minor
180.88 *	minor
180.15 ****	multi-wk contain UP
179.32 ****	multi-wk contain DP
178.64 *	minor
177.78 *	minor
177.01 *	minor
176.19 *	session containment



O= 184.32
 H= 186.40
 L= 183.92
 Δ= +1.05

Apple (AAPL) daily chart



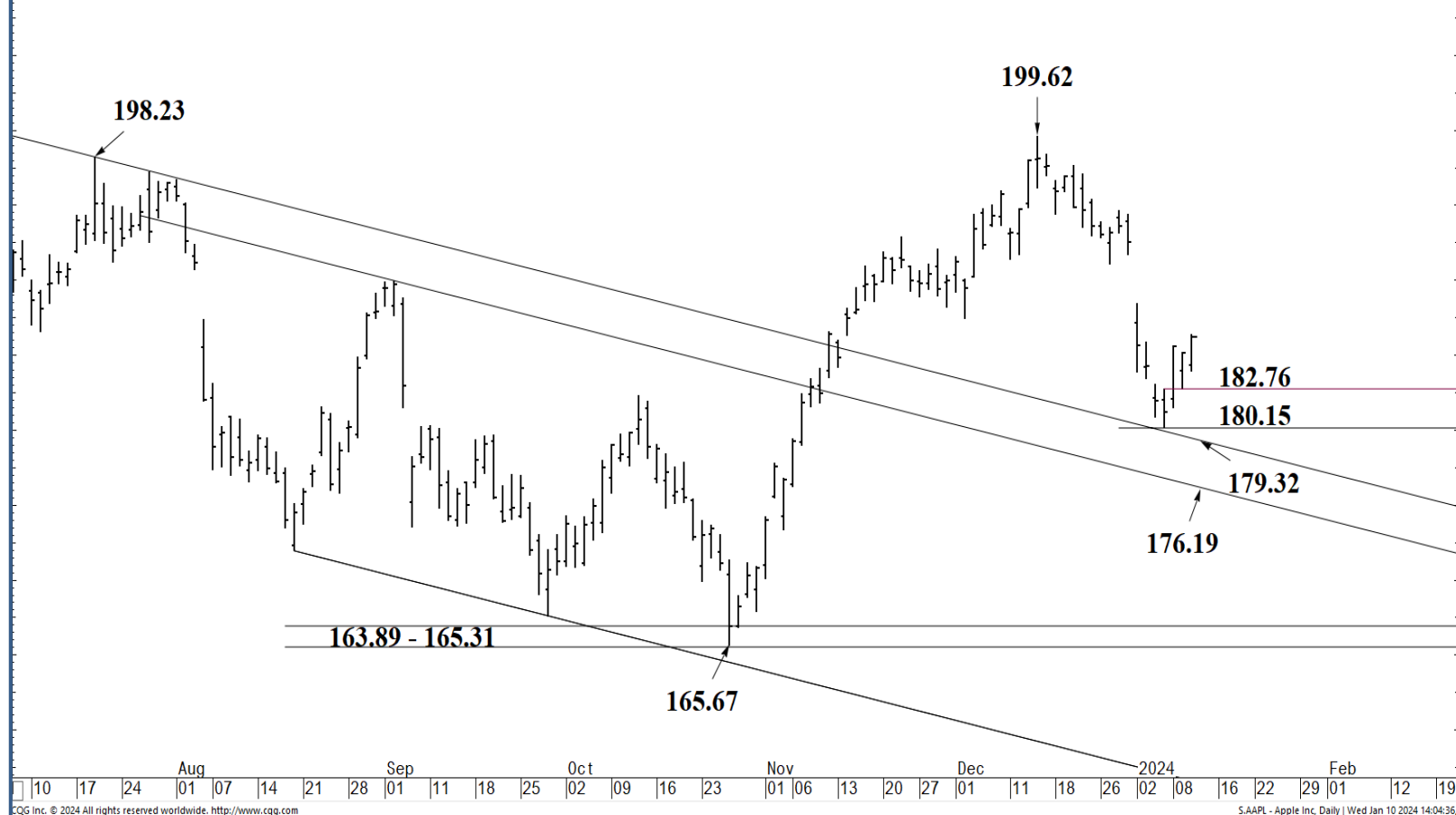
Support and Resistance

190.95 ***	weekly containment UP
190.25 *	minor
189.90 *	intra-day containment
188.44 *	minor
187.60 *	session containment
186.40 *	minor
185.59 *	minor
184.22 *	minor
183.53 *	minor
182.76 *	intra-day containment
181.77 *	minor
180.88 *	minor
180.15 ****	multi-wk contain UP
179.32 ****	multi-wk contain DP
178.64 *	minor
177.78 *	minor
177.01 *	minor
176.19 *	session containment



O= 184.32
 H= 186.40
 L= 183.92
 L= 186.19
 Δ= +1.05

Apple (AAPL) daily chart



Support and Resistance

190.95 ***	weekly containment UP
192.25 *	minor
189.90 *	intra-day containment
188.44 *	minor
187.60 *	session containment
186.40 *	minor
185.59 *	minor
184.22 *	minor
183.53 *	minor
182.76 *	intra-day containment
181.77 *	minor
180.88 *	minor
186.19 ****	multi-wk contain UP
180.15 ****	multi-wk contain DP
178.64 *	minor
177.78 *	minor
177.01 *	minor
176.19 *	session containment
179.32	
182.76	
180.15	
176.19	
163.89 - 165.31	
199.62	
198.23	
165.67	

