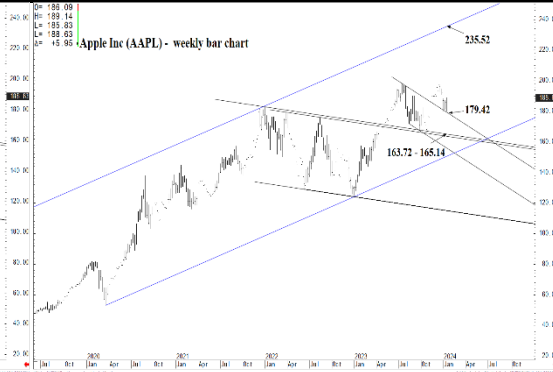




WICKED STOCKS

DIRECTIONAL CLARITY FOR THE ACTIVE INVESTOR



Support and Resistance

- 192.19 * session containment
- 191.72 * minor
- 191.09 * intra-day containment
- 190.18 * minor
- 189.90 * minor
- 188.54 **** weekly containment UP
- 187.93 * minor
- 187.14 * intra-day containment
- 185.71 * minor
- 184.66 * minor
- 183.60 * session containment
- 182.88 * minor
- 181.77 * minor
- 180.17 * minor
- 179.42 **** multi-wk contain UP
- 178.55 **** multi-wk contain DP
- 177.53 * minor
- 177.01 * minor
- 175.41 * session containment

O= 186.09
 H= 189.14
 L= 185.83
 L= 188.63
 Δ= +5.95

Apple Inc (AAPL) - weekly bar chart

Jan 2022 (182.94)

165.14

163.72

188.63

Support and Resistance

192.19 * session containment

191.72 * minor
 191.09 * intra-day containment
 190.18 * minor
 189.90 * minor

188.54 *** weekly containment UP

187.93 * minor
 187.14 * intra-day containment
 185.71 * minor
 184.66 * minor

183.60 * session containment

182.88 * minor
 181.77 * minor
 180.17 * minor

179.42 **** multi-wk contain UP

178.55 **** multi-wk contain DP

177.53 * minor
 177.01 * minor

175.41 * session containment

2019 2020 2021 2022 2023 2024
 Apr Jul Oct Jan Apr Jul Oct Jan Apr Jul Oct Jan Apr Jul Oct Jan Apr Jul Oct Jan Apr Jul
 CGG Inc. © 2024 All rights reserved worldwide. <http://www.cgg.com> S:AAPL - Apple Inc, Weekly | Thu Jan 18 2024 14:15:58, CGG 23.12.8032



O= 186.09
 H= 189.14
 L= 185.83
 L= 188.63
 Δ= +5.95

Apple Inc (AAPL) - weekly bar chart



240.00
 220.00
 200.00
 180.00
 160.00
 140.00
 120.00
 100.00
 80.00
 60.00
 40.00
 20.00

Support and Resistance

- 192.19** * session containment
- 191.72 * minor
- 191.09 * intra-day containment
- 190.18 * minor
- 189.90 * minor
- 188.54** *** weekly containment UP
- 187.93 * minor
- 187.14 * intra-day containment
- 185.71 * minor
- 184.66 * minor
- 183.60** * session containment
- 182.88 * minor
- 181.77 * minor
- 180.17 * minor
- 179.42** **** multi-wk contain UP
- 178.55** **** multi-wk contain DP
- 177.53 * minor
- 177.01 * minor
- 175.41** * session containment

2020 Jul Oct Jan Apr Jul Oct 2021 Jan Apr Jul Oct 2022 Jan Apr Jul Oct 2023 Jan Apr Jul Oct 2024 Jan Apr Jul Oct

CGG Inc. © 2024 All rights reserved worldwide. <http://www.cgg.com>

S:AAPL - Apple Inc, Weekly | Thu Jan 18 2024 14:16:26, CQG 23.12.8032



O= 186.09
 H= 189.14
 L= 185.83
 C= 188.63
 Δ= +5.95

Apple Inc (AAPL) - weekly bar chart



Support and Resistance

- 192.19** * session containment
- 191.72 * minor
- 191.09 * intra-day containment
- 190.18 * minor
- 189.90 * minor
- 188.54** *** weekly containment UP
- 187.93 * minor
- 187.14 * intra-day containment
- 185.71 * minor
- 184.66 * minor
- 183.60** * session containment
- 182.88 * minor
- 181.77 * minor
- 180.17 * minor
- 179.42** **** multi-wk contain UP
- 178.55** **** multi-wk contain DP
- 177.53 * minor
- 177.01 * minor
- 175.41** * session containment



O= 186.09
H= 189.14
L= 185.83
L= 188.63
Δ= +5.95

Apple Inc (AAPL) - weekly bar chart



Support and Resistance

- 192.19 * session containment**
- 191.72 * minor
- 191.09 * intra-day containment
- 190.18 * minor
- 189.90 * minor

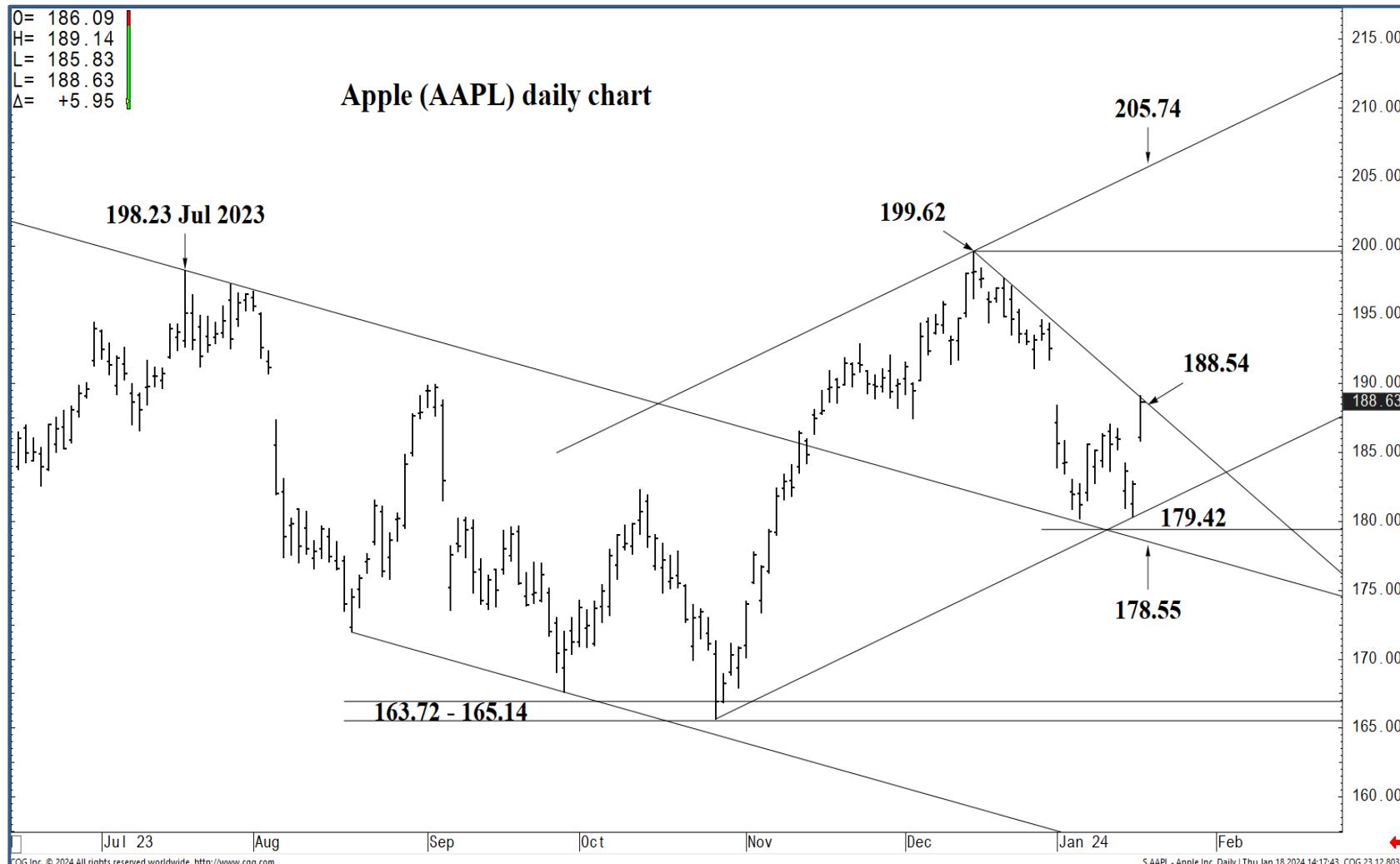
- 188.54 *** weekly containment UP**
- 187.93 * minor
- 187.14 * intra-day containment
- 185.71 * minor
- 184.66 * minor

- 183.60 * session containment**
- 182.88 * minor
- 181.77 * minor
- 180.17 * minor

- 179.42 **** multi-wk contain UP**
- 178.55 **** multi-wk contain DP**
- 177.53 * minor
- 177.01 * minor

- 175.41 * session containment**





Support and Resistance

- 192.19** * session containment
- 191.72 * minor
- 191.09 * intra-day containment
- 190.18 * minor
- 189.90 * minor

- 188.54** *** weekly containment UP
- 187.93 * minor
- 187.14 * intra-day containment
- 185.71 * minor
- 184.66 * minor

- 183.60** * session containment
- 182.88 * minor
- 181.77 * minor
- 180.17 * minor

- 179.42** **** multi-wk contain UP
- 178.55** **** multi-wk contain DP
- 177.53 * minor
- 177.01 * minor

- 175.41** * session containment



O= 186.09
 H= 189.14
 L= 185.83
 C= 188.63
 Δ= +5.95

Apple (AAPL) daily chart



215.00
 210.00
 205.00
 200.00
 195.00
 190.00
 185.00
 180.00
 175.00
 170.00
 165.00
 160.00

Support and Resistance

- 192.19** * session containment
- 191.72 * minor
- 191.09 * intra-day containment
- 190.18 * minor
- 189.90 * minor
- 188.54** *** weekly containment UP
- 187.93 * minor
- 187.14 * intra-day containment
- 185.71 * minor
- 184.66 * minor
- 183.60** * session containment
- 182.88 * minor
- 181.77 * minor
- 180.17 * minor
- 179.42** **** multi-wk contain UP
- 178.55** **** multi-wk contain DP
- 177.53 * minor
- 177.01 * minor
- 175.41** * session containment



O= 186.09
 H= 189.14
 L= 185.83
 C= 188.63
 Δ= +5.95

Apple (AAPL) daily chart



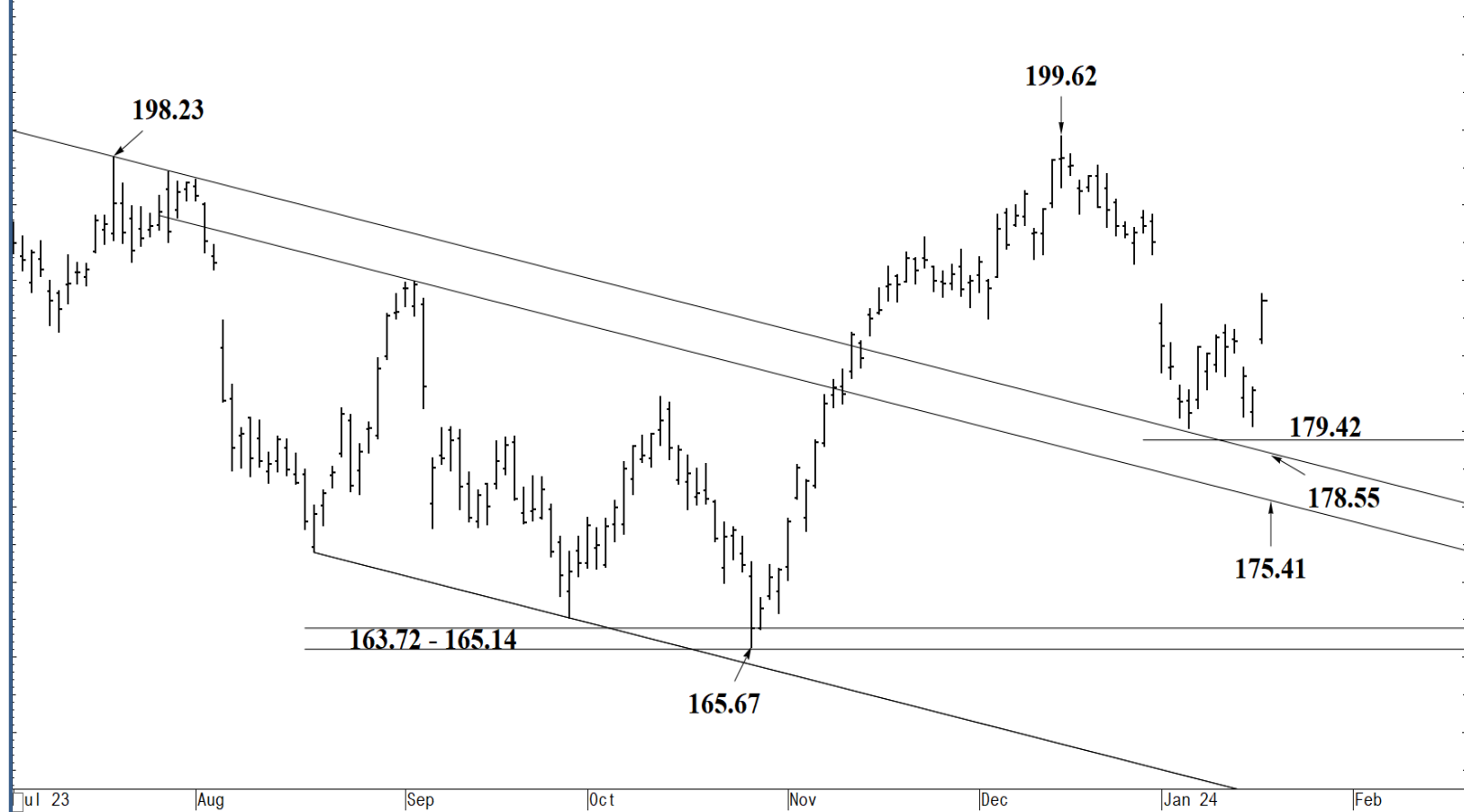
Support and Resistance

215.00	192.19 * session containment
210.00	191.72 * minor
	191.09 * intra-day containment
205.00	190.18 * minor
	189.90 * minor
200.00	188.54 *** weekly containment UP
	187.93 * minor
	187.14 * intra-day containment
195.00	185.71 * minor
	184.66 * minor
190.00	183.60 * session containment
188.63	188.63
185.00	182.88 * minor
	181.77 * minor
	180.17 * minor
180.00	179.42 **** multi-wk contain UP
	178.55 **** multi-wk contain DP
175.00	177.53 * minor
	177.01 * minor
170.00	175.41 * session containment
165.00	
160.00	



O= 186.09
 H= 189.14
 L= 185.83
 C= 188.63
 Δ= +5.95

Apple (AAPL) daily chart



215.00
 210.00
 205.00
 200.00
 195.00
 190.00
 188.63
 185.00
 180.00
 175.00
 170.00
 165.00
 160.00

Support and Resistance

- 192.19** * session containment
- 191.72 * minor
- 191.09 * intra-day containment
- 190.18 * minor
- 189.90 * minor
- 188.54** *** weekly containment UP
- 187.93 * minor
- 187.14 * intra-day containment
- 185.71 * minor
- 184.66 * minor
- 183.60** * session containment
- 182.88 * minor
- 181.77 * minor
- 180.17 * minor
- 179.42** **** multi-wk contain UP
- 178.55** **** multi-wk contain DP
- 177.53 * minor
- 177.01 * minor
- 175.41** * session containment

