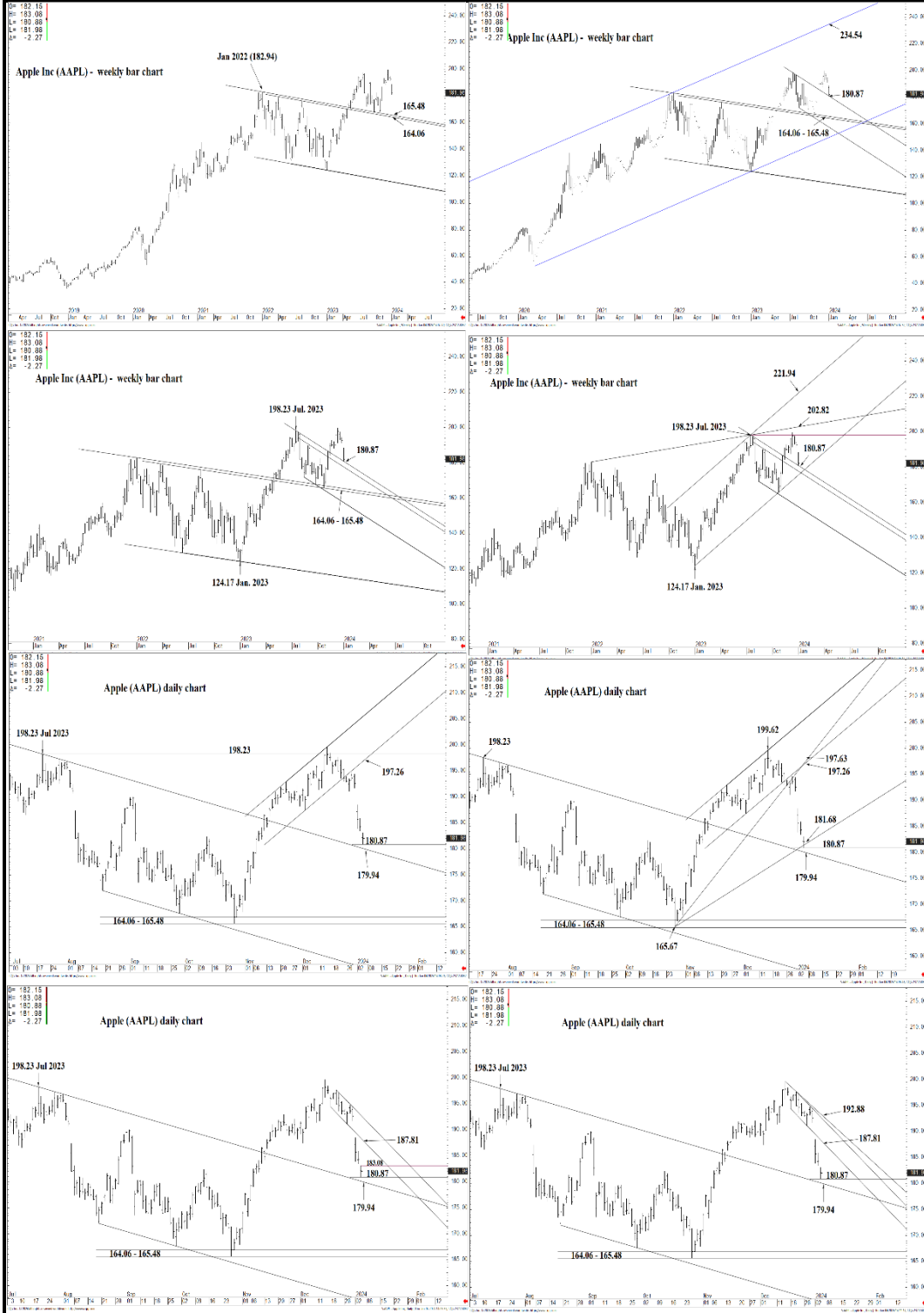




WICKED STOCKS

DIRECTIONAL CLARITY FOR THE ACTIVE INVESTOR



Support and Resistance

192.88 *** weekly containment UP

- 192.11 * minor
- 191.53 * intra-day containment
- 191.09 * minor
- 190.25 * minor

187.81 * session containment

- 187.45 * minor
- 186.53 * minor

185.30 * session containment

- 184.66 * minor
- 183.77 * minor
- 183.43 * intra-day containment
- 183.08 * minor
- 182.65 * minor
- 181.68 * minor

180.87 **** multi-wk contain UP

179.94 **** multi-wk contain DP

- 178.64 * minor
- 177.78 * minor
- 177.01 * intra-day containment

O= 182.15
H= 183.08
L= 180.88
L= 181.98
Δ= -2.27

Apple Inc (AAPL) - weekly bar chart



Support and Resistance

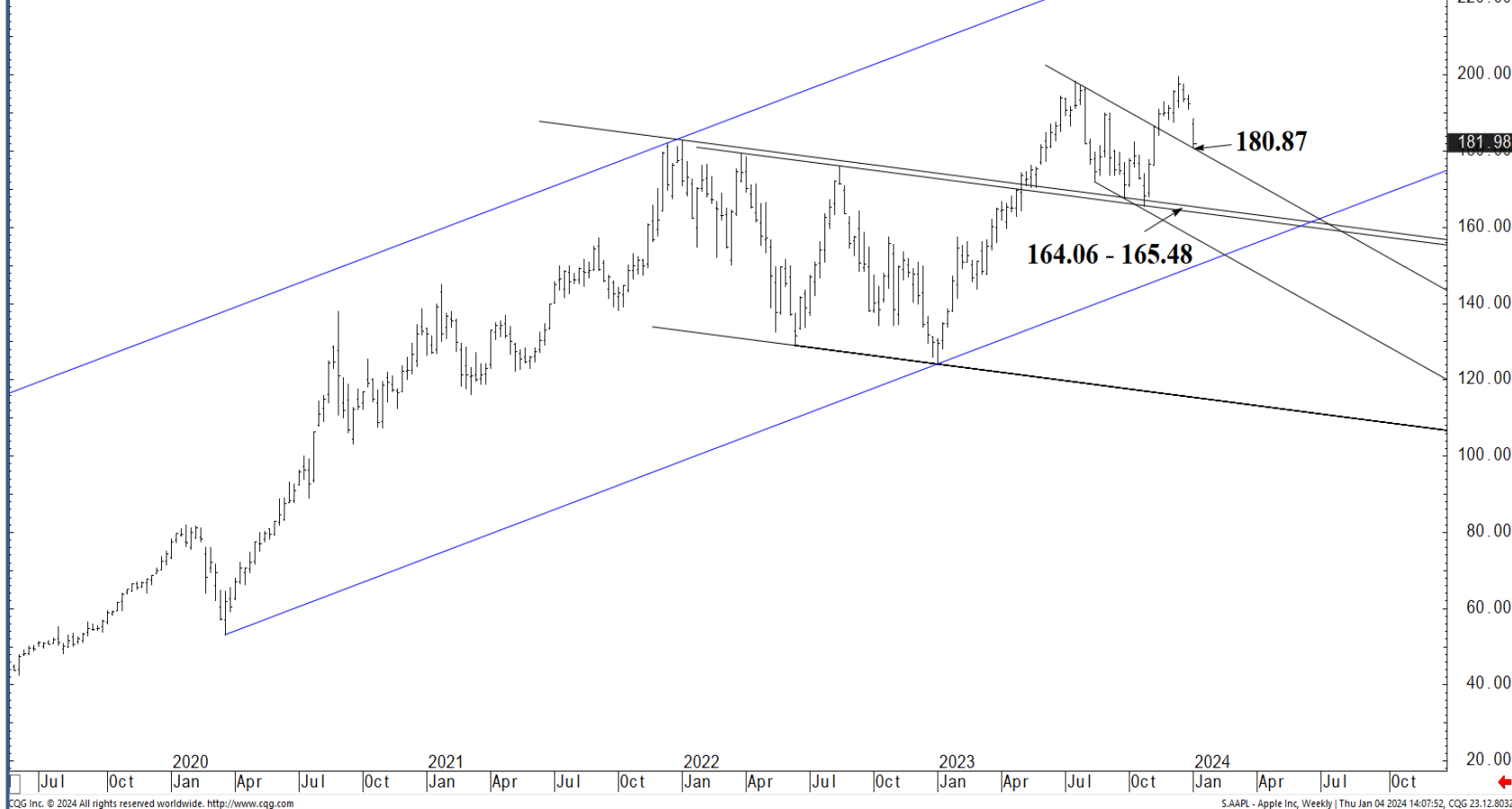
192.88 * weekly containment UP**

- 192.11 * minor
- 191.53 * intra-day containment
- 191.09 * minor
- 190.25 * minor
- 187.81 * session containment**
- 187.45 * minor
- 186.53 * minor
- 185.30 * session containment**
- 184.66 * minor
- 183.77 * minor
- 183.43 * intra-day containment
- 183.08 * minor
- 182.65 * minor
- 181.68 * minor
- 180.87 **** multi-wk contain UP**
- 179.94 **** multi-wk contain DP**
- 178.64 * minor
- 177.78 * minor
- 177.01 * intra-day containment



O= 182.15
H= 183.08
L= 180.88
L= 181.98
Δ= -2.27

Apple Inc (AAPL) - weekly bar chart



Support and Resistance

192.88 * weekly containment UP**

- 192.11 * minor
- 191.53 * intra-day containment
- 191.09 * minor
- 190.25 * minor

- 187.81 * session containment**
- 187.45 * minor
- 186.53 * minor

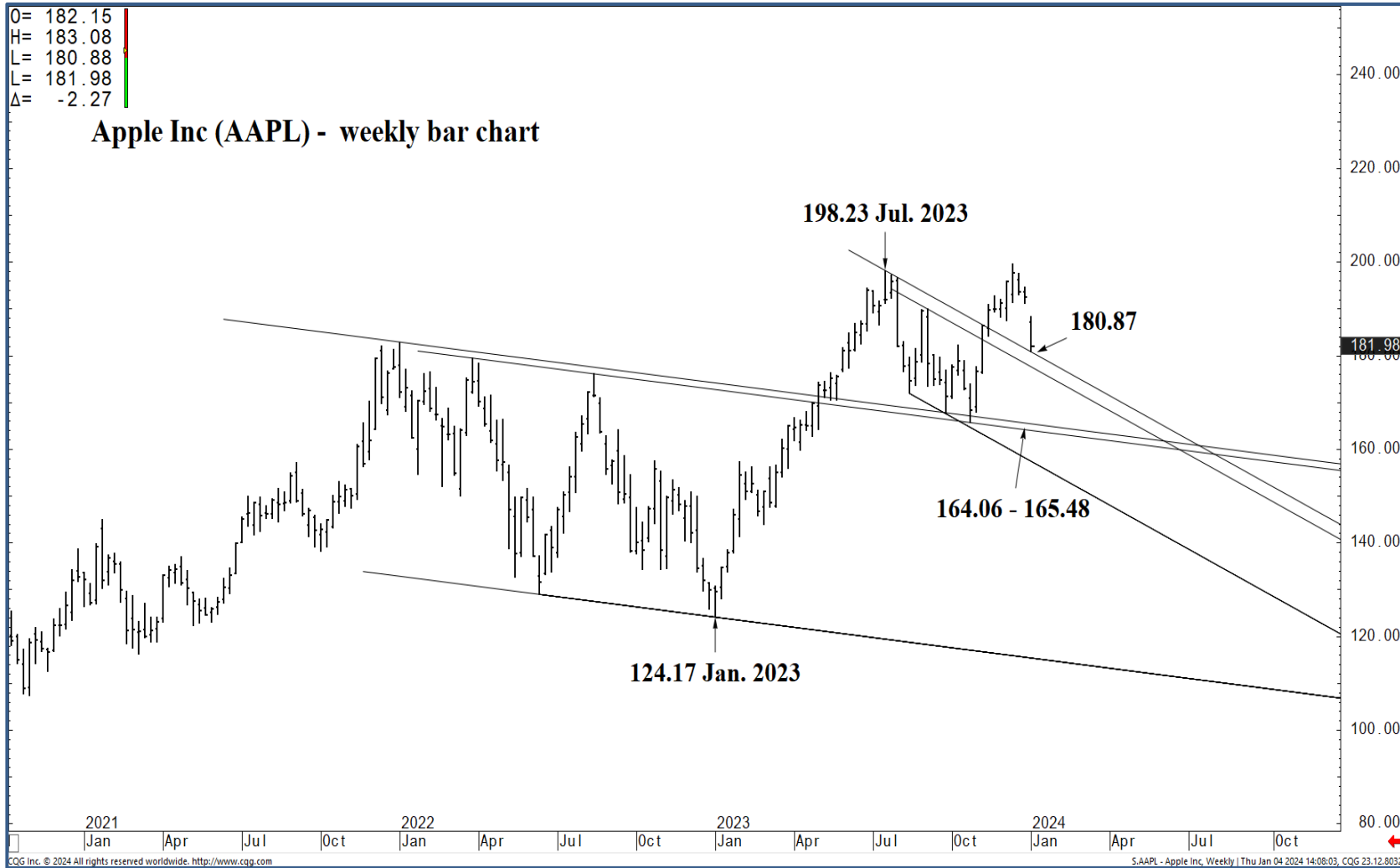
- 185.30 * session containment**
- 184.66 * minor
- 183.77 * minor
- 183.43 * intra-day containment
- 183.08 * minor
- 182.65 * minor
- 181.68 * minor

- 180.87 **** multi-wk contain UP**
- 179.94 **** multi-wk contain DP**
- 178.64 * minor
- 177.78 * minor
- 177.01 * intra-day containment



O= 182.15
 H= 183.08
 L= 180.88
 C= 181.98
 Δ= -2.27

Apple Inc (AAPL) - weekly bar chart



Support and Resistance

192.88 * weekly containment UP**

- 192.11 * minor
- 191.53 * intra-day containment
- 191.09 * minor
- 190.25 * minor

187.81 * session containment

- 187.45 * minor
- 186.53 * minor

185.30 * session containment

- 184.66 * minor
- 183.77 * minor
- 183.43 * intra-day containment
- 183.08 * minor
- 182.65 * minor
- 181.68 * minor

180.87 ** multi-wk contain UP**

179.94 ** multi-wk contain DP**

- 178.64 * minor
- 177.78 * minor
- 177.01 * intra-day containment



O= 182.15
 H= 183.08
 L= 180.88
 L= 181.98
 Δ= -2.27

Apple Inc (AAPL) - weekly bar chart



Support and Resistance

192.88 *** weekly containment UP

- 192.11 * minor
- 191.53 * intra-day containment
- 191.09 * minor
- 190.25 * minor

187.81 * session containment

- 187.45 * minor
- 186.53 * minor

185.30 * session containment

- 184.66 * minor
- 183.77 * minor
- 183.43 * intra-day containment
- 183.08 * minor
- 182.65 * minor
- 181.68 * minor

180.87 **** multi-wk contain UP

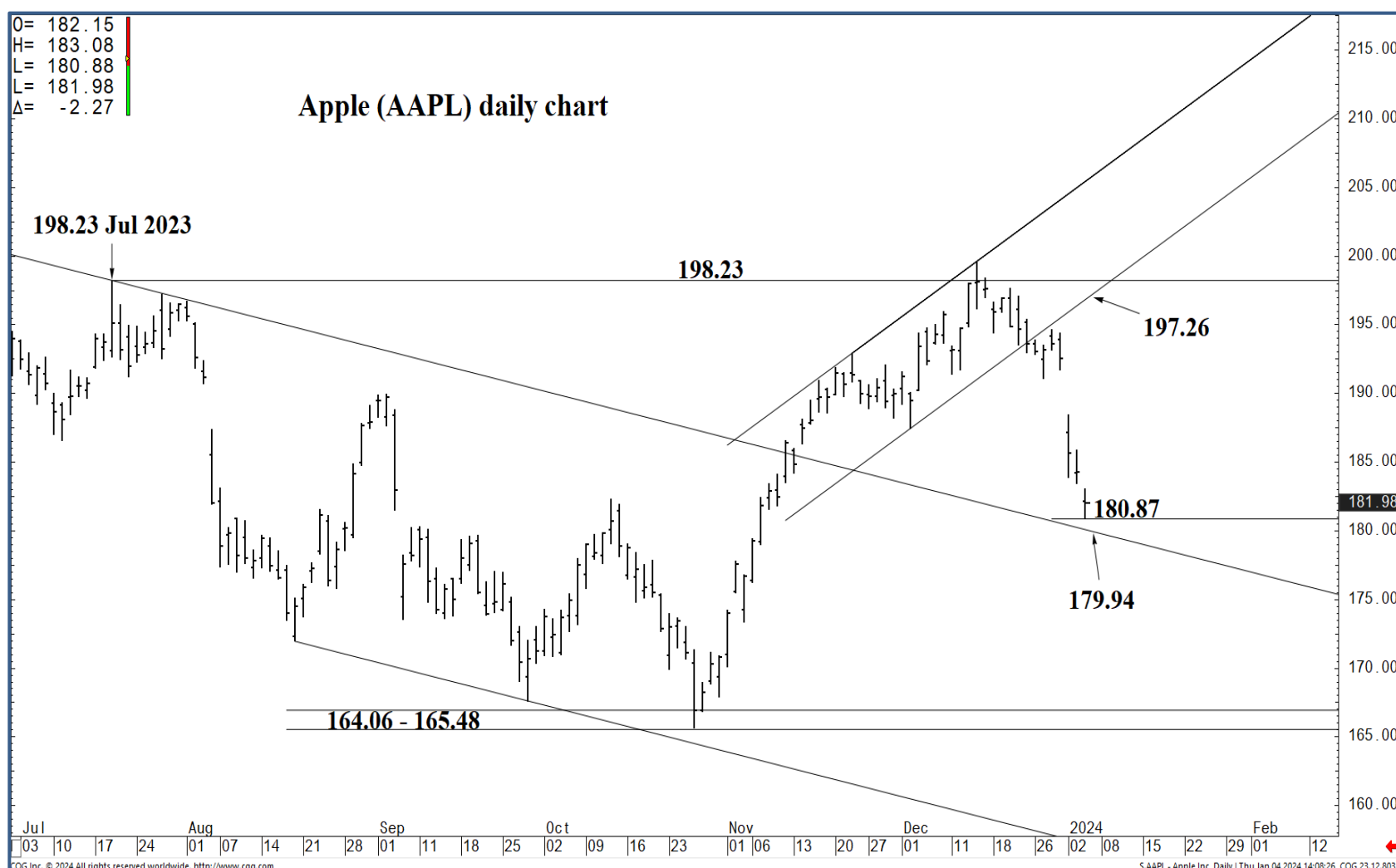
179.94 **** multi-wk contain DP

- 178.64 * minor
- 177.78 * minor
- 177.01 * intra-day containment



O= 182.15
 H= 183.08
 L= 180.88
 L= 181.98
 Δ= -2.27

Apple (AAPL) daily chart



Support and Resistance

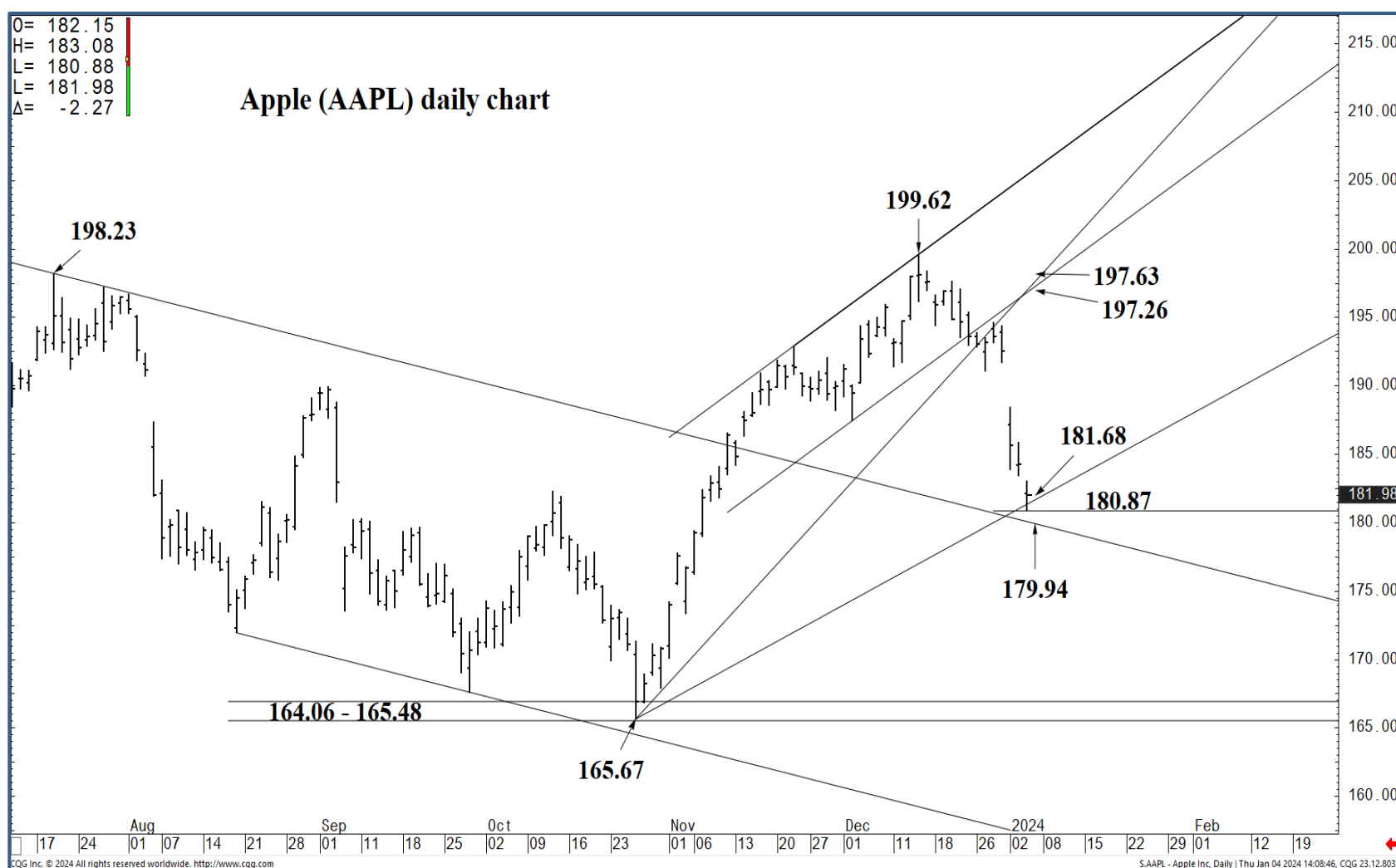
192.88 *** weekly containment UP

- 192.11 * minor
- 191.53 * intra-day containment
- 191.09 * minor
- 190.25 * minor
- 187.81** * session containment
- 187.45 * minor
- 186.53 * minor
- 185.30** * session containment
- 184.66 * minor
- 183.77 * minor
- 183.43 * intra-day containment
- 183.08 * minor
- 182.65 * minor
- 181.68 * minor
- 180.87** **** multi-wk contain UP
- 179.94** **** multi-wk contain DP
- 178.64 * minor
- 177.78 * minor
- 177.01 * intra-day containment



O= 182.15
 H= 183.08
 L= 180.88
 L= 181.98
 Δ= -2.27

Apple (AAPL) daily chart



Support and Resistance

192.88 * weekly containment UP**

- 192.11 * minor
- 191.53 * intra-day containment
- 191.09 * minor
- 190.25 * minor

- 187.81 * session containment**
- 187.45 * minor
- 186.53 * minor

- 185.30 * session containment**
- 184.66 * minor
- 183.77 * minor
- 183.43 * intra-day containment
- 183.08 * minor
- 182.65 * minor
- 181.68 * minor

- 180.87 **** multi-wk contain UP**
- 179.94 **** multi-wk contain DP**
- 178.64 * minor
- 177.78 * minor
- 177.01 * intra-day containment



O= 182.15
 H= 183.08
 L= 180.88
 L= 181.98
 Δ= -2.27

Apple (AAPL) daily chart

198.23 Jul 2023



Support and Resistance

192.88 * weekly containment UP**

- 192.11 * minor
- 191.53 * intra-day containment
- 191.09 * minor
- 190.25 * minor

187.81 * session containment

- 187.45 * minor
- 186.53 * minor

185.30 * session containment

- 184.66 * minor
- 183.77 * minor
- 183.43 * intra-day containment
- 183.08 * minor
- 182.65 * minor
- 181.68 * minor

180.87 ** multi-wk contain UP**

179.94 ** multi-wk contain DP**

- 178.64 * minor
- 177.78 * minor
- 177.01 * intra-day containment

CGG Inc. © 2024 All rights reserved worldwide. <http://www.cgg.com>

S:AAPL - Apple Inc. Daily | Thu Jan 04 2024 14:09:35, CGG 23.12.8032



