



WICKED STOCKS

DIRECTIONAL CLARITY FOR THE ACTIVE INVESTOR



Support and Resistance

- 199.62** *** weekly containment
- 198.11 * minor
- 197.43 * minor
- 196.16** * session containment
- 195.18 * minor
- 194.34 * minor
- 193.78 * intra-day containment
- 192.98 * minor
- 192.19** * session containment
- 191.56 * minor
- 191.09 * minor
- 190.19 * intra-day containment
- 189.80 * minor
- 188.28 * minor
- 187.38** *** weekly containment UP
- 187.27** *** weekly containment DP
- 185.17 * minor
- 183.60 * minor
- 182.88 * minor
- 181.77 * minor
- 180.17 * minor
- 177.98** **** multi-wk contain UP
- 177.46** **** multi-wk contain DP

O= 192.01
 H= 192.20
 L= 189.58
 C= 191.73
 Δ= -0.69

Apple Inc (AAPL) - weekly bar chart



Support and Resistance

199.62 ***	weekly containment
198.11 *	minor
197.43 *	minor
196.16 *	session containment
195.18 *	minor
194.34 *	minor
193.78 *	intra-day containment
192.98 *	minor
192.19 *	session containment
191.56 *	minor
191.09 *	minor
190.19 *	intra-day containment
189.80 *	minor
188.28 *	minor
187.38 ***	weekly containment UP
187.27 ***	weekly containment DP
185.17 *	minor
183.60 *	minor
182.88 *	minor
181.77 *	minor
180.17 *	minor
177.98 ****	multi-wk contain UP
177.46 ****	multi-wk contain DP

CGG Inc. © 2024 All rights reserved worldwide. <http://www.cgg.com> S:AAPL - Apple Inc, Weekly | Mon Jan 29 2024 14:09:50, CQG 23.12.8032



O= 192.01
 H= 192.20
 L= 189.58
 L= 191.73
 Δ= -0.69

Apple Inc (AAPL) - weekly bar chart



Support and Resistance

- 199.62 *** weekly containment**
- 198.11 * minor
- 197.43 * minor
- 196.16 * session containment**
- 195.18 * minor
- 194.34 * minor
- 193.78 * intra-day containment
- 192.98 * minor
- 192.19 * session containment**
- 191.56 * minor
- 191.09 * minor
- 190.19 * intra-day containment
- 189.80 * minor
- 188.28 * minor
- 187.38 *** weekly containment UP**
- 187.27 *** weekly containment DP**
- 185.17 * minor
- 183.60 * minor
- 182.88 * minor
- 181.77 * minor
- 180.17 * minor
- 177.98 **** multi-wk contain UP**
- 177.46 **** multi-wk contain DP**

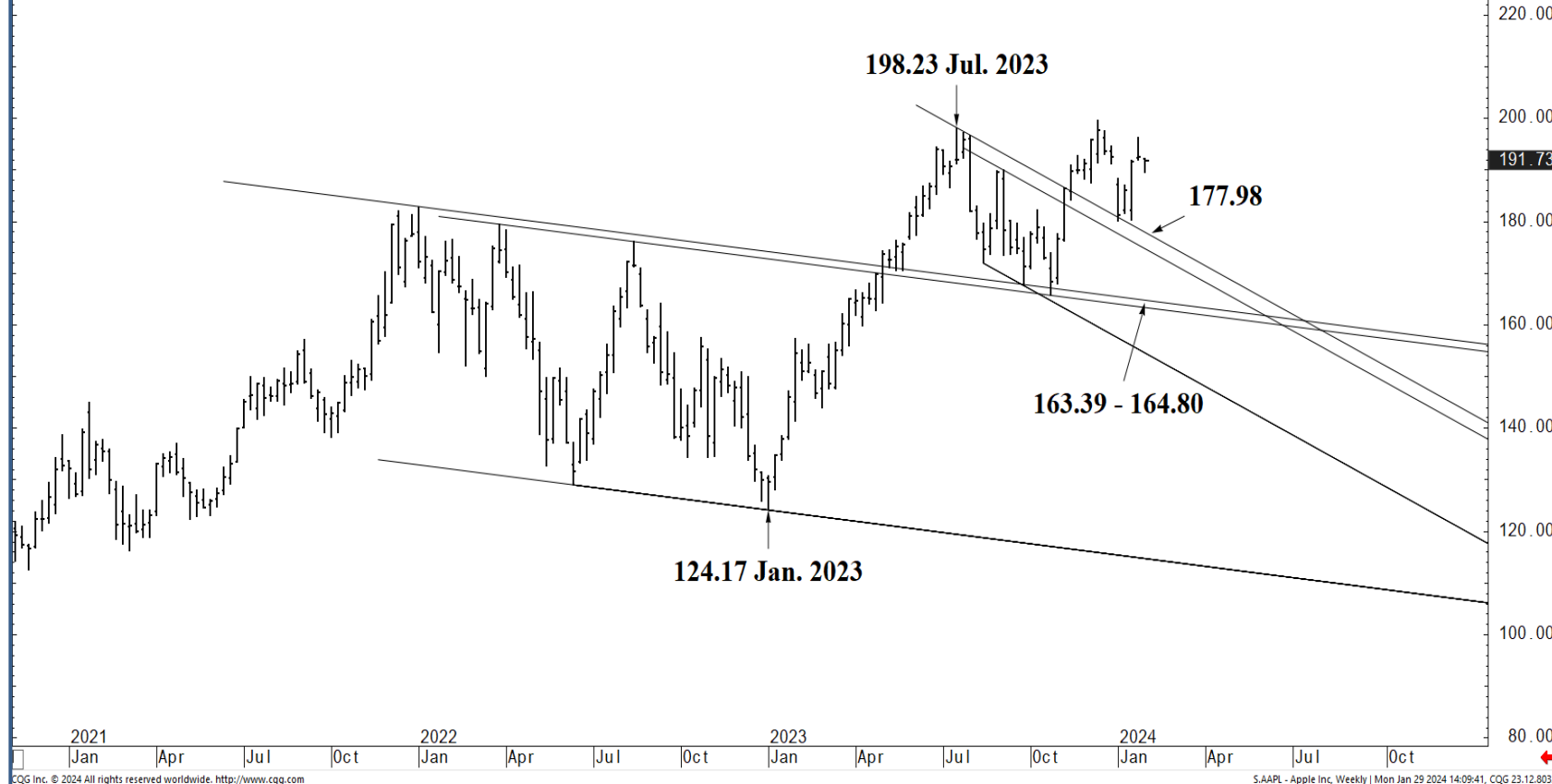
CGG Inc. © 2024 All rights reserved worldwide. <http://www.cgg.com>

S:AAPL - Apple Inc Weekly | Mon Jan 29 2024 14:10:01, CQG 23.12.8032



O= 192.01
 H= 192.20
 L= 189.58
 C= 191.73
 Δ= -0.69

Apple Inc (AAPL) - weekly bar chart



Support and Resistance

- 199.62 *** weekly containment**
- 198.11 * minor
- 197.43 * minor
- 196.16 * session containment**
- 195.18 * minor
- 194.34 * minor
- 193.78 * intra-day containment
- 192.98 * minor
- 192.19 * session containment**
- 191.56 * minor
- 191.09 * minor
- 190.19 * intra-day containment
- 189.80 * minor
- 188.28 * minor
- 187.38 *** weekly containment UP**
- 187.27 *** weekly containment DP**
- 185.17 * minor
- 183.60 * minor
- 182.88 * minor
- 181.77 * minor
- 180.17 * minor
- 177.98 **** multi-wk contain UP**
- 177.46 **** multi-wk contain DP**



O= 192.01
 H= 192.20
 L= 189.58
 C= 191.73
 Δ= -0.69

Apple Inc (AAPL) - weekly bar chart



Support and Resistance

- 199.62 *** weekly containment**
- 198.11 * minor
- 197.43 * minor
- 196.16 * session containment**
- 195.18 * minor
- 194.34 * minor
- 193.78 * intra-day containment
- 192.98 * minor
- 192.19 * session containment**
- 191.56 * minor
- 191.09 * minor
- 190.19 * intra-day containment
- 189.80 * minor
- 188.28 * minor
- 187.38 *** weekly containment UP**
- 187.27 *** weekly containment DP**
- 185.17 * minor
- 183.60 * minor
- 182.88 * minor
- 181.77 * minor
- 180.17 * minor
- 177.98 **** multi-wk contain UP**
- 177.46 **** multi-wk contain DP**

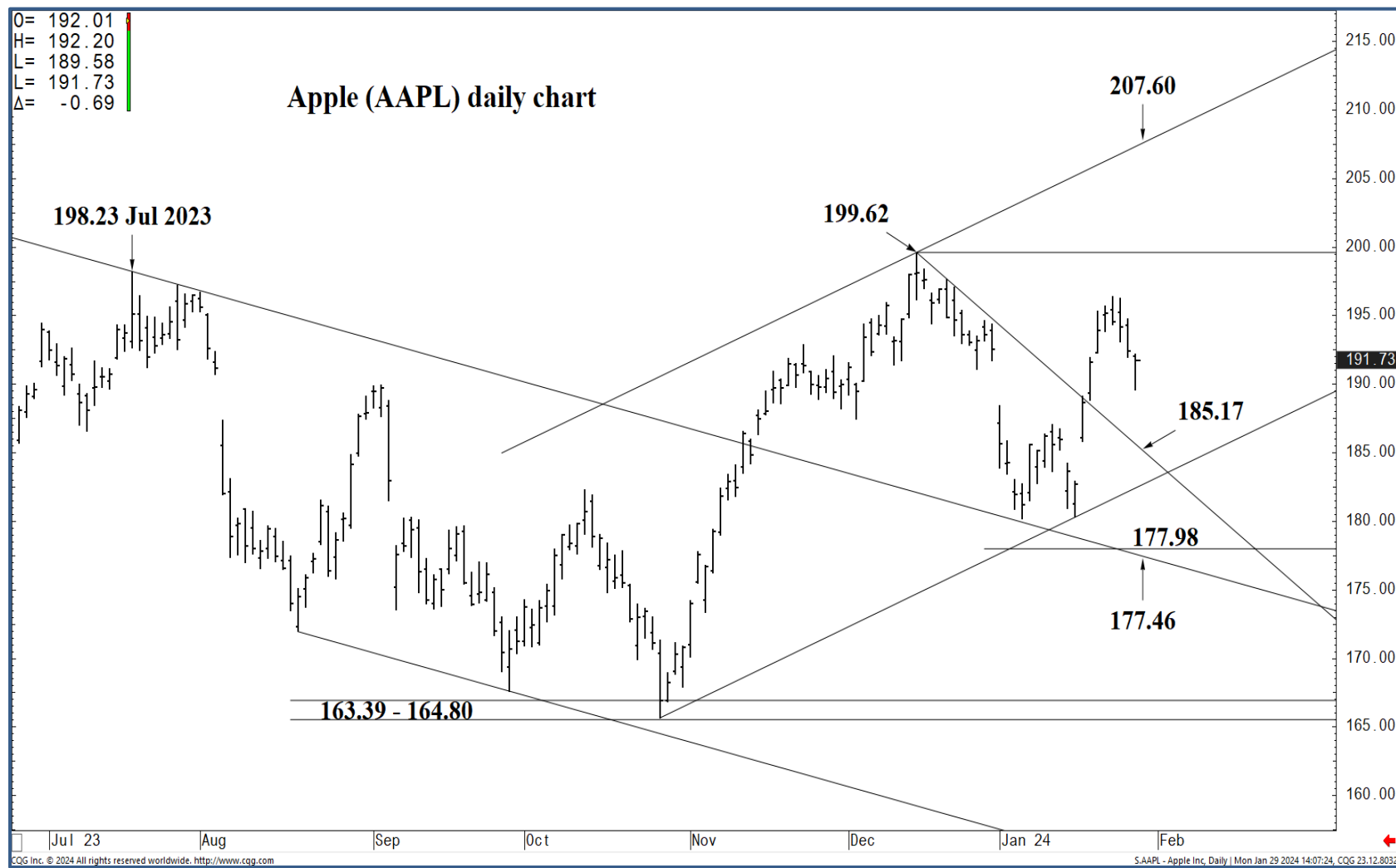
2021 Jan Apr Jul Oct 2022 Jan Apr Jul Oct 2023 Jan Apr Jul Oct 2024 Jan Apr Jul Oct Jan

CGI Inc. © 2024 All rights reserved worldwide. <http://www.cgi.com> S:AAPL - Apple Inc, Weekly | Mon Jan 29 2024 14:09:28, CQG 23.12.8032



O= 192.01
H= 192.20
L= 189.58
L= 191.73
Δ= -0.69

Apple (AAPL) daily chart



Support and Resistance

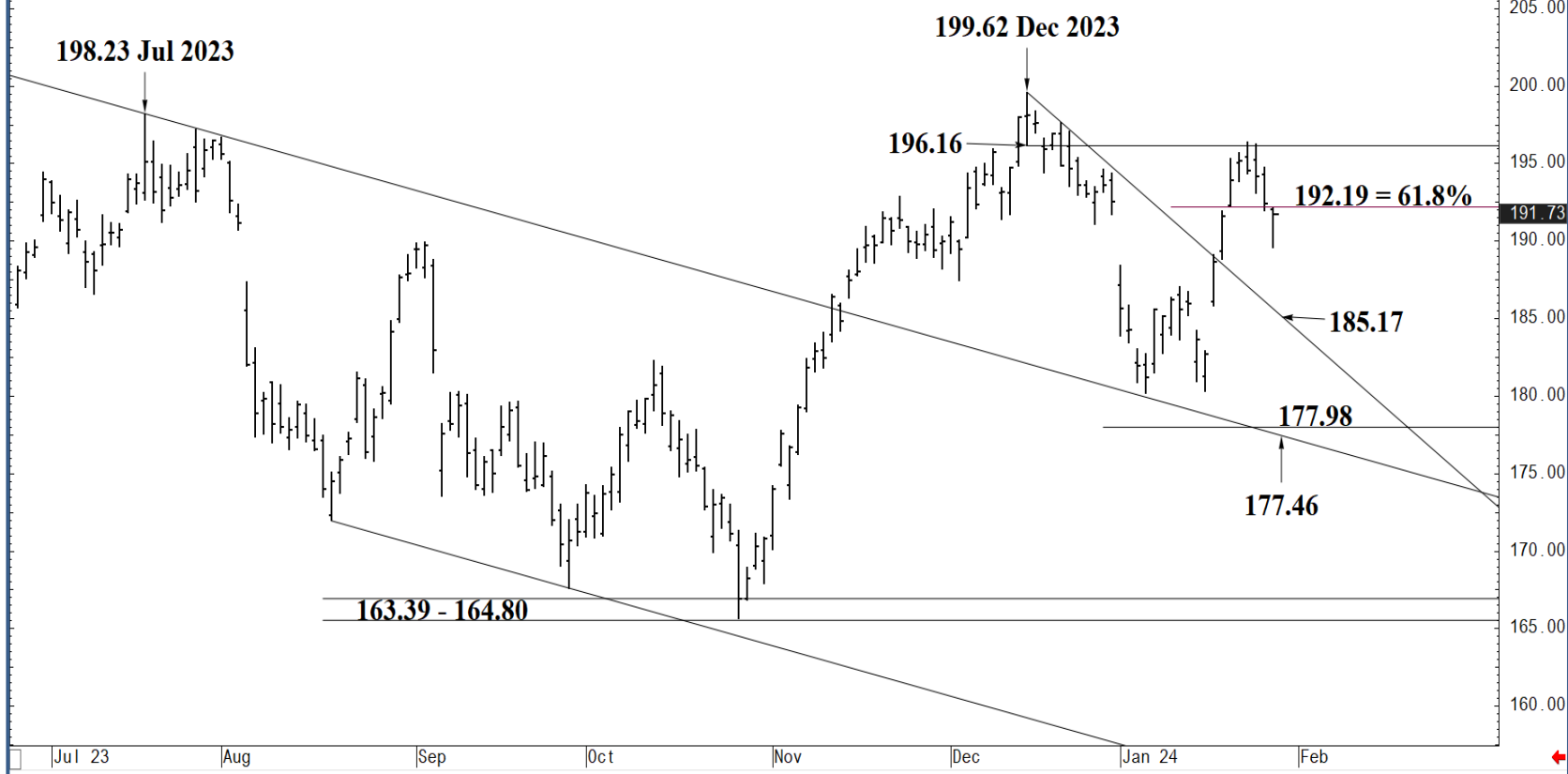
- 199.62 *** weekly containment**
- 198.11 * minor
- 197.43 * minor
- 196.16 * session containment**
- 195.18 * minor
- 194.34 * minor
- 193.78 * intra-day containment
- 192.98 * minor
- 192.19 * session containment**
- 191.56 * minor
- 191.09 * minor
- 190.19 * intra-day containment
- 189.80 * minor
- 188.28 * minor
- 187.38 *** weekly containment UP**
- 187.27 *** weekly containment DP**
- 185.17 * minor
- 183.60 * minor
- 182.88 * minor
- 181.77 * minor
- 180.17 * minor
- 177.98 **** multi-wk contain UP**
- 177.46 **** multi-wk contain DP**

CGG Inc. © 2024 All rights reserved worldwide. <http://www.cgg.com> S:AAPL - Apple Inc, Daily | Mon Jan 29 2024 14:07:24, CQG 23.12.8032



O= 192.01
 H= 192.20
 L= 189.58
 C= 191.73
 Δ= -0.69

Apple (AAPL) daily chart



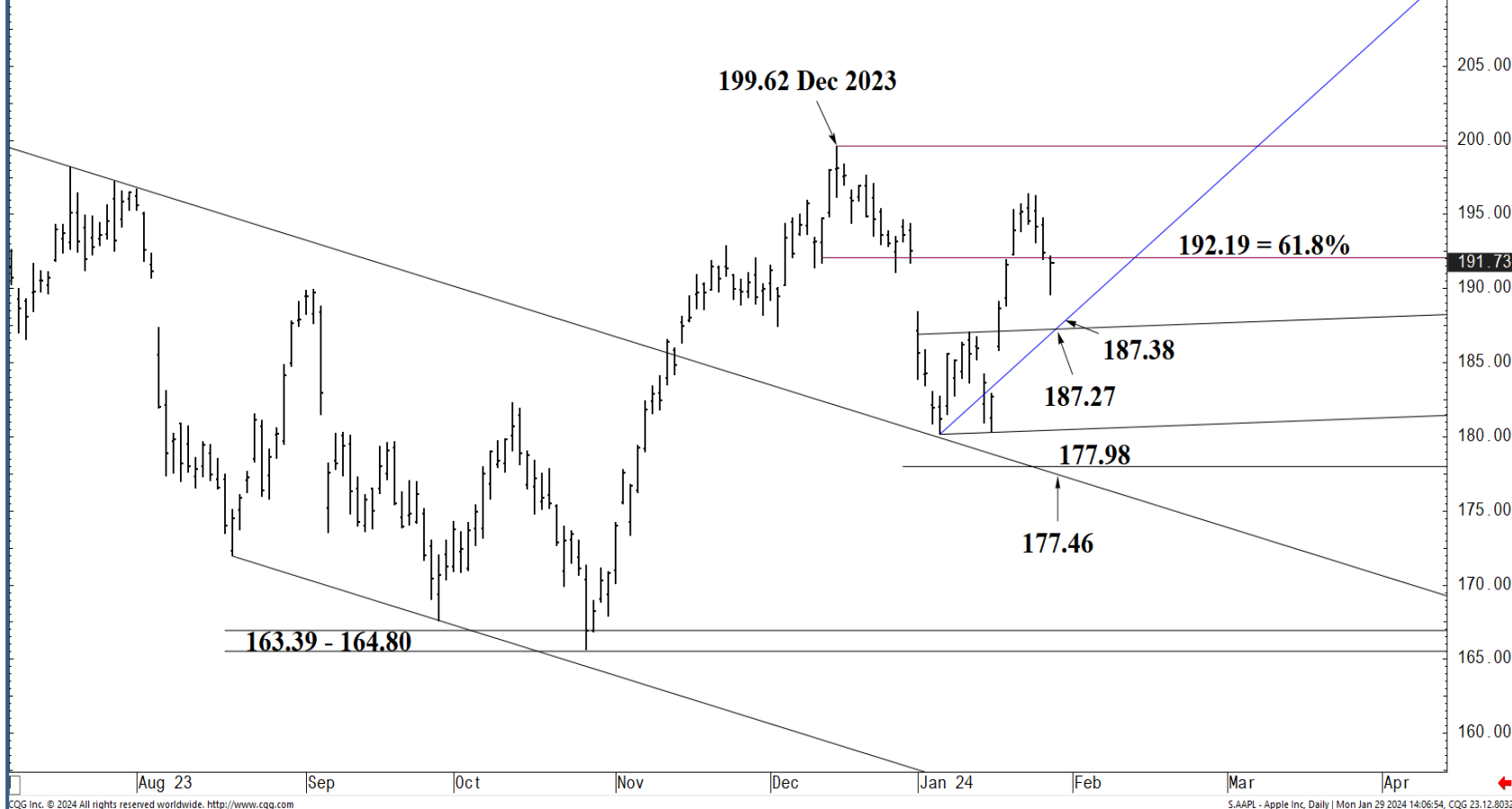
Support and Resistance

- 199.62 *** weekly containment**
- 198.11 * minor
- 197.43 * minor
- 196.16 * session containment**
- 195.18 * minor
- 194.34 * minor
- 193.78 * intra-day containment
- 192.98 * minor
- 192.19 * session containment**
- 191.73
- 191.56 * minor
- 191.09 * minor
- 190.19 * intra-day containment
- 189.80 * minor
- 188.28 * minor
- 187.38 *** weekly containment UP**
- 187.27 *** weekly containment DP**
- 185.17 * minor
- 183.60 * minor
- 182.88 * minor
- 181.77 * minor
- 180.17 * minor
- 177.98 **** multi-wk contain UP**
- 177.46 **** multi-wk contain DP**



O= 192.01
 H= 192.20
 L= 189.58
 L= 191.73
 Δ= -0.69

Apple (AAPL) daily chart



Support and Resistance

- 199.62 *** weekly containment**
- 198.11 * minor
- 197.43 * minor
- 196.16 * session containment**
- 195.18 * minor
- 194.34 * minor
- 193.78 * intra-day containment
- 192.98 * minor
- 192.19 * session containment**
- 191.56 * minor
- 191.09 * minor
- 190.19 * intra-day containment
- 189.80 * minor
- 188.28 * minor
- 187.38 *** weekly containment UP**
- 187.27 *** weekly containment DP**
- 185.17 * minor
- 183.60 * minor
- 182.88 * minor
- 181.77 * minor
- 180.17 * minor
- 177.98 **** multi-wk contain UP**
- 177.46 **** multi-wk contain DP**



O= 192.01
 H= 192.20
 L= 189.58
 C= 191.73
 Δ= -0.69

Apple (AAPL) daily chart



Support and Resistance

- 199.62 *** weekly containment**
- 198.11 * minor
- 197.43 * minor
- 196.16 * session containment**
- 195.18 * minor
- 194.34 * minor
- 193.78 * intra-day containment
- 192.98 * minor
- 192.19 * session containment**
- 191.56 * minor
- 191.09 * minor
- 190.19 * intra-day containment
- 189.80 * minor
- 188.28 * minor
- 187.38 *** weekly containment UP**
- 187.27 *** weekly containment DP**
- 185.17 * minor
- 183.60 * minor
- 182.88 * minor
- 181.77 * minor
- 180.17 * minor
- 177.98 **** multi-wk contain UP**
- 177.46 **** multi-wk contain DP**

