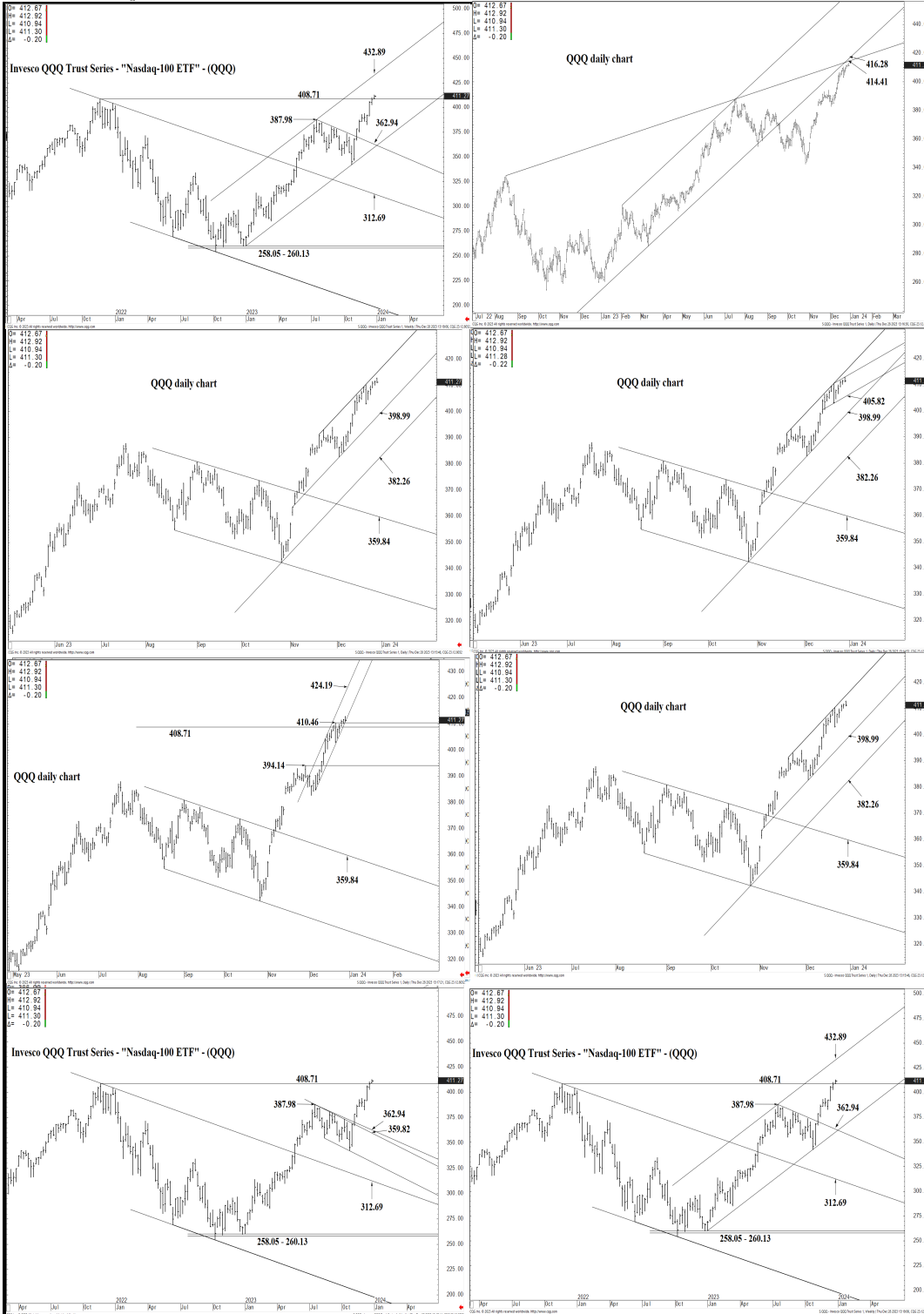




# WICKED STOCKS

DIRECTIONAL CLARITY FOR THE ACTIVE INVESTOR



## Support and Resistance

- 424.19** \* session containment
- 421.89 \* minor
- 418.60 \* minor
- 416.28** \*\*\* weekly containment
- 414.41** \*\*\* weekly containment
- 412.92 \* minor
- 410.46 \* minor
- 408.71 \* intra-day containment
- 407.34 \* minor
- 405.82** \* session containment
- 402.87 \* minor
- 400.34 \* minor
- 398.99** \*\*\*\* multi-wk contain UP
- 394.14 \* minor
- 392.56 \* intra-day containment
- 387.78 \* minor
- 384.44** \* session containment
- 382.26** \*\*\*\* multi-wk contain DP

O= 412.67  
 H= 412.92  
 L= 410.94  
 L= 411.30  
 Δ= -0.20

# Invesco QQQ Trust Series - "Nasdaq-100 ETF" - (QQQ)



## Support and Resistance

- 424.19** \* session containment
- 421.89 \* minor
- 418.60 \* minor
- 416.28** \*\*\* weekly containment
- 414.41** \*\*\* weekly containment
- 412.92 \* minor
- 410.46 \* minor
- 408.71 \* intra-day containment
- 407.34 \* minor
- 405.82** \* session containment
- 402.87 \* minor
- 400.34 \* minor
- 398.99** \*\*\*\* multi-wk contain UP
- 394.14 \* minor
- 392.56 \* intra-day containment
- 387.78 \* minor
- 384.44** \* session containment
- 382.26** \*\*\*\* multi-wk contain DP



O= 412.67  
 H= 412.92  
 L= 410.94  
 L= 411.30  
 Δ= -0.20

# QQQ daily chart



## Support and Resistance

440.00  
 420.00  
 411.27  
 400.00  
 380.00  
 360.00  
 340.00  
 320.00  
 300.00  
 280.00  
 260.00

- 424.19** \* session containment
- 421.89 \* minor
- 418.60 \* minor
- 416.28** \*\*\* weekly containment
- 414.41** \*\*\* weekly containment
- 412.92 \* minor
- 410.46 \* minor
- 408.71 \* intra-day containment
- 407.34 \* minor
- 405.82** \* session containment
- 402.87 \* minor
- 400.34 \* minor
- 398.99** \*\*\*\* multi-wk contain UP
- 394.14 \* minor
- 392.56 \* intra-day containment
- 387.78 \* minor
- 384.44** \* session containment
- 382.26** \*\*\*\* multi-wk contain DP

Jul 22 | Aug | Sep | Oct | Nov | Dec | Jan 23 | Feb | Mar | Apr | May | Jun | Jul | Aug | Sep | Oct | Nov | Dec | Jan 24 | Feb | Mar

CGG Inc. © 2023 All rights reserved worldwide. <http://www.cgg.com>

S:QQQ - Invesco QQQ Trust Series 1, Daily | Thu Dec 28 2023 13:16:30, CQG 23.12.8032



O= 412.67  
 H= 412.92  
 L= 410.94  
 C= 411.30  
 Δ= -0.20

### QQQ daily chart



### Support and Resistance

- 424.19** \* session containment
- 421.89 \* minor
- 418.60 \* minor
- 416.28** \*\*\* weekly containment
- 414.41** \*\*\* weekly containment
- 412.92 \* minor
- 410.46 \* minor
- 408.71 \* intra-day containment
- 407.34 \* minor
- 405.82** \* session containment
- 402.87 \* minor
- 400.34 \* minor
- 398.99** \*\*\*\* multi-wk contain UP
- 394.14 \* minor
- 392.56 \* intra-day containment
- 387.78 \* minor
- 384.44** \* session containment
- 382.26** \*\*\*\* multi-wk contain DP



O= 412.67  
 H= 412.92  
 L= 410.94  
 C= 411.28  
 Δ= -0.22

### QQQ daily chart



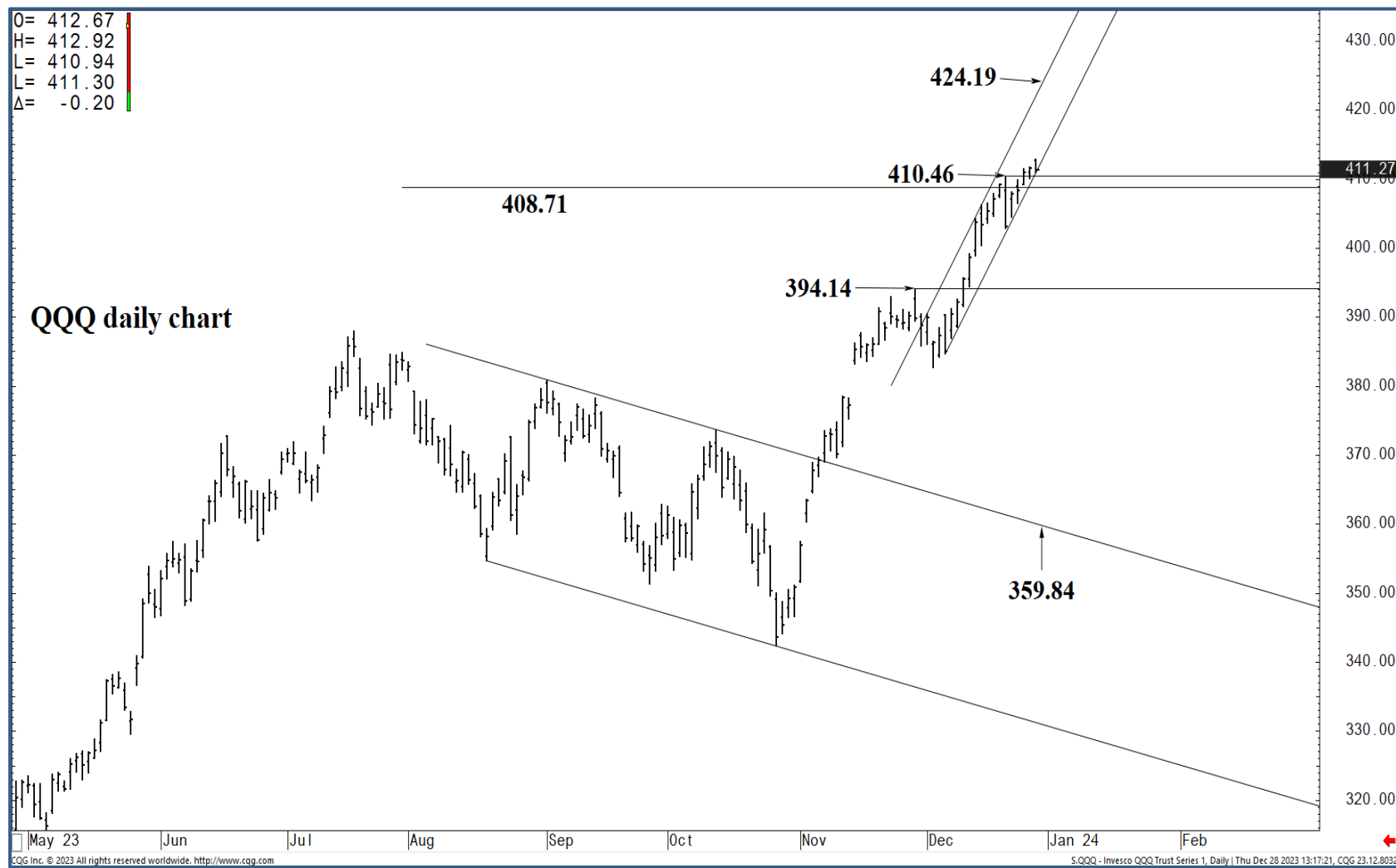
### Support and Resistance

- 424.19 \* session containment
- 421.89 \* minor
- 418.60 \* minor
- 416.28 \*\*\* weekly containment
- 414.41 \*\*\* weekly containment
- 412.92 \* minor
- 410.46 \* minor
- 408.71 \* intra-day containment
- 407.34 \* minor
- 405.82 \* session containment
- 402.87 \* minor
- 400.34 \* minor
- 398.99 \*\*\*\* multi-wk contain UP
- 394.14 \* minor
- 392.56 \* intra-day containment
- 387.78 \* minor
- 384.44 \* session containment
- 382.26 \*\*\*\* multi-wk contain DP



O= 412.67  
 H= 412.92  
 L= 410.94  
 C= 411.30  
 Δ= -0.20

QQQ daily chart



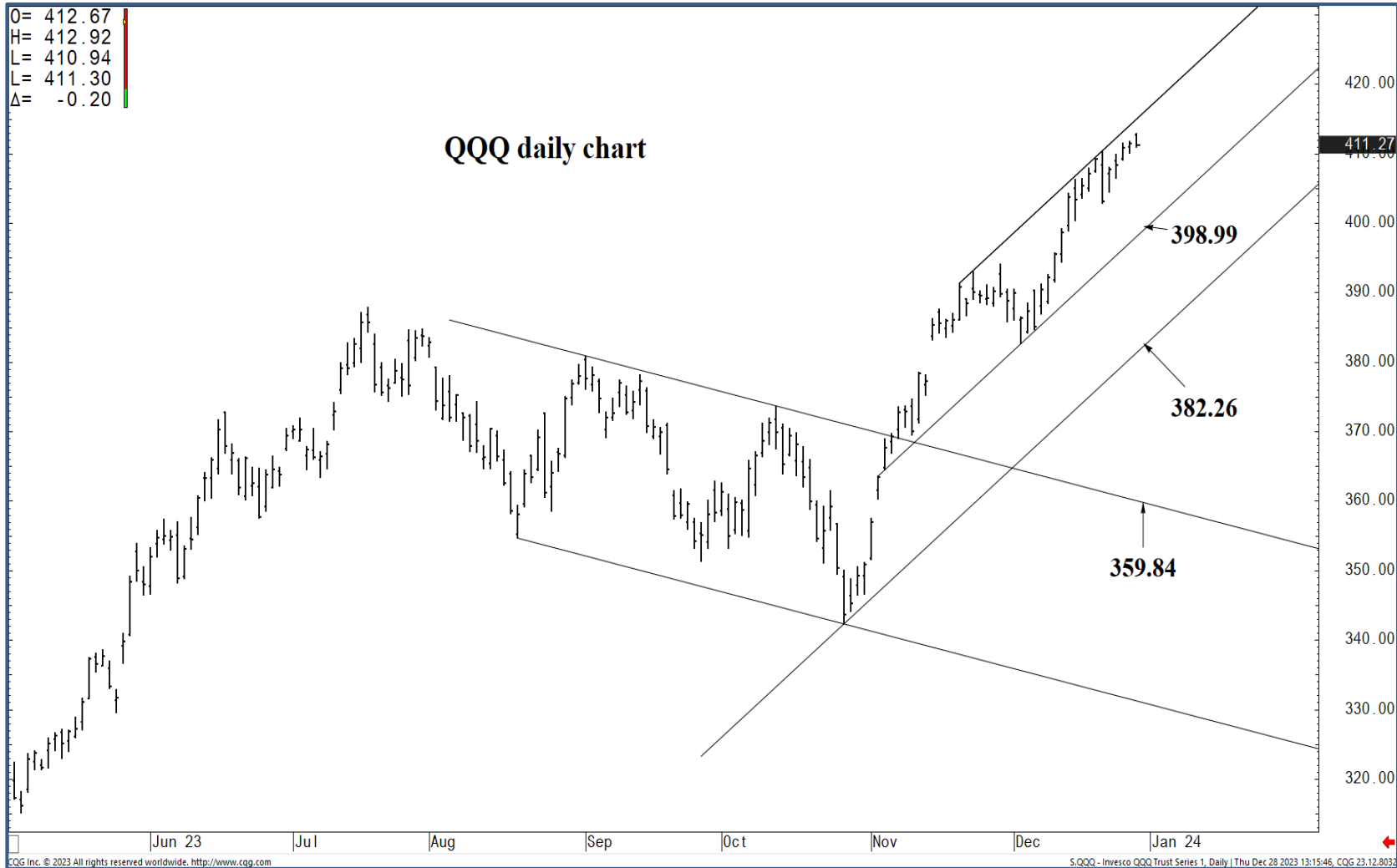
**Support and Resistance**

- 424.19** \* session containment
- 421.89 \* minor
- 418.60 \* minor
- 416.28** \*\*\* weekly containment
- 414.41** \*\*\* weekly containment
- 412.92 \* minor
- 410.46 \* minor
- 408.71 \* intra-day containment
- 407.34 \* minor
- 405.82** \* session containment
- 402.87 \* minor
- 400.34 \* minor
- 398.99** \*\*\*\* multi-wk contain UP
- 394.14 \* minor
- 392.56 \* intra-day containment
- 387.78 \* minor
- 384.44** \* session containment
- 382.26** \*\*\*\* multi-wk contain DP



O= 412.67  
 H= 412.92  
 L= 410.94  
 C= 411.30  
 Δ= -0.20

### QQQ daily chart



### Support and Resistance

- 424.19 \* session containment
- 421.89 \* minor
- 418.60 \* minor
- 416.28 \*\*\* weekly containment
- 414.41 \*\*\* weekly containment
- 412.92 \* minor
- 410.46 \* minor
- 408.71 \* intra-day containment
- 407.34 \* minor
- 405.82 \* session containment
- 402.87 \* minor
- 400.34 \* minor
- 398.99 \*\*\*\* multi-wk contain UP
- 394.14 \* minor
- 392.56 \* intra-day containment
- 387.78 \* minor
- 384.44 \* session containment
- 382.26 \*\*\*\* multi-wk contain DP



O= 412.67  
 H= 412.92  
 L= 410.94  
 Δ= -0.20

# Invesco QQQ Trust Series - "Nasdaq-100 ETF" - (QQQ)



### Support and Resistance

424.19	* session containment
421.89	* minor
418.60	* minor
416.28	*** weekly containment
414.41	*** weekly containment
412.92	* minor
410.46	* minor
408.71	* intra-day containment
407.34	* minor
405.82	* session containment
402.87	* minor
400.34	* minor
398.99	**** multi-wk contain UP
394.14	* minor
392.56	* intra-day containment
387.78	* minor
384.44	* session containment
382.26	**** multi-wk contain DP

© 2023 All rights reserved worldwide. <http://www.cqg.com>

S:QQQ - Invesco QQQ Trust Series 1, Weekly | Thu Dec 28 2023 13:17:44, CQG 23.12.8032





O= 412.67  
 H= 412.92  
 L= 410.94  
 C= 411.30  
 Δ= -0.20

# Invesco QQQ Trust Series - "Nasdaq-100 ETF" - (QQQ)



## Support and Resistance

- 424.19** \* session containment
- 421.89 \* minor
- 418.60 \* minor
- 416.28** \*\*\* weekly containment
- 414.41** \*\*\* weekly containment
- 412.92 \* minor
- 410.46 \* minor
- 408.71 \* intra-day containment
- 407.34 \* minor
- 405.82** \* session containment
- 402.87 \* minor
- 400.34 \* minor
- 398.99** \*\*\*\* multi-wk contain UP
- 394.14 \* minor
- 392.56 \* intra-day containment
- 387.78 \* minor
- 384.44** \* session containment
- 382.26** \*\*\*\* multi-wk contain DP

