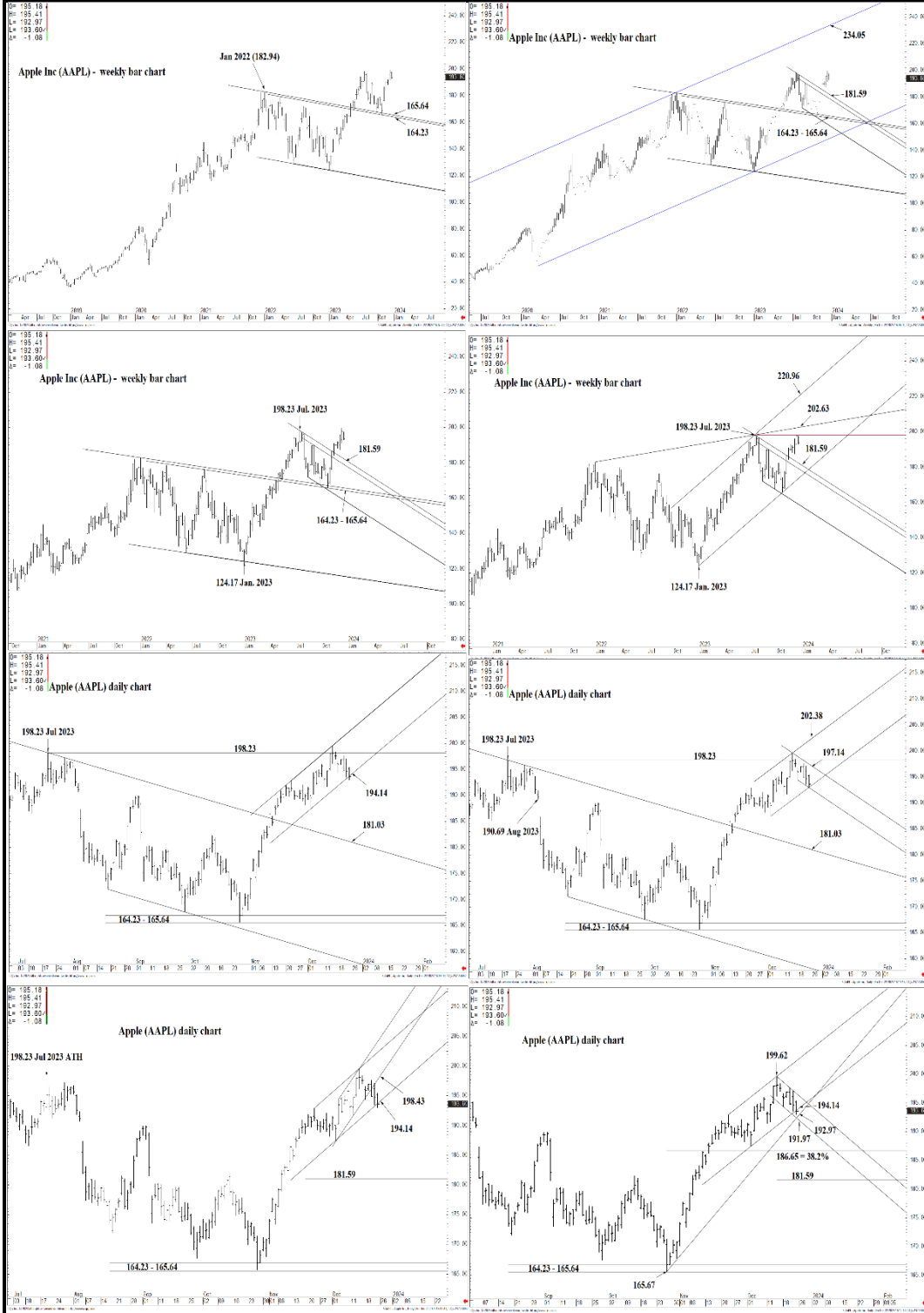




# WICKED STOCKS

DIRECTIONAL CLARITY FOR THE ACTIVE INVESTOR



## Support and Resistance

- 202.38** \*\*\* weekly containment
- 200.96 \* minor
- 199.62 \* minor
- 198.87 \* minor
- 198.23 \* intra-day containment
- 197.68 \* minor
- 197.14** \* session containment UP
- 196.30 \* minor
- 195.51 \* minor
- 194.83 \* minor
- 194.14** \*\*\* weekly containment UP
- 192.97** \*\*\* weekly containment DP
- 191.97 \* minor
- 191.42 \* intra-day containment
- 190.69 \* minor
- 189.98 \* minor
- 187.45 \* minor
- 186.65** \* session containment
- 186.03 \* minor
- 185.01 \* minor
- 181.59** \*\*\*\* multi-wk contain UP
- 181.03** \*\*\*\* multi-wk contain DP

O= 195.18  
 H= 195.41  
 L= 192.97  
 L= 193.60✓  
 Δ= -1.08

## Apple Inc (AAPL) - weekly bar chart



### Support and Resistance

<b>202.38</b> ***	weekly containment
200.96 *	minor
199.62 *	minor
198.87 *	minor
198.23 *	intra-day containment
197.68 *	minor
<b>197.14</b> *	session containment UP
196.30 *	minor
195.51 *	minor
194.83 *	minor
<b>194.14</b> ***	weekly containment UP
<b>192.97</b> ***	weekly containment DP
191.97 *	minor
191.42 *	intra-day containment
190.69 *	minor
189.98 *	minor
187.45 *	minor
<b>186.65</b> *	session containment
186.03 *	minor
185.01 *	minor
<b>181.59</b> ****	multi-wk contain UP
<b>181.03</b> ****	multi-wk contain DP



O= 195.18  
 H= 195.41  
 L= 192.97  
 L= 193.60 ✓  
 Δ= -1.08

### Apple Inc (AAPL) - weekly bar chart



### Support and Resistance

- 202.38 \*\*\* weekly containment**
- 200.96 \* minor
- 199.62 \* minor
- 198.87 \* minor
- 198.23 \* intra-day containment
- 197.68 \* minor
- 197.14 \* session containment UP**
- 196.30 \* minor
- 195.51 \* minor
- 194.83 \* minor
- 194.14 \*\*\* weekly containment UP**
- 192.97 \*\*\* weekly containment DP**
- 191.97 \* minor
- 191.42 \* intra-day containment
- 190.69 \* minor
- 189.98 \* minor
- 187.45 \* minor
- 186.65 \* session containment**
- 186.03 \* minor
- 185.01 \* minor
- 181.59 \*\*\*\* multi-wk contain UP**
- 181.03 \*\*\*\* multi-wk contain DP**



O= 195.18  
 H= 195.41  
 L= 192.97  
 L= 193.60✓  
 Δ= -1.08

## Apple Inc (AAPL) - weekly bar chart



## Support and Resistance

**202.38 \*\*\* weekly containment**

- 200.96 \* minor
- 199.62 \* minor
- 198.87 \* minor
- 198.23 \* intra-day containment
- 197.68 \* minor

**197.14 \* session containment UP**

- 196.30 \* minor
- 195.51 \* minor
- 194.83 \* minor

**194.14 \*\*\* weekly containment UP**

**192.97 \*\*\* weekly containment DP**

- 191.97 \* minor
- 191.42 \* intra-day containment
- 190.69 \* minor
- 189.98 \* minor
- 187.45 \* minor

**186.65 \* session containment**

- 186.03 \* minor
- 185.01 \* minor

**181.59 \*\*\*\* multi-wk contain UP**

**181.03 \*\*\*\* multi-wk contain DP**





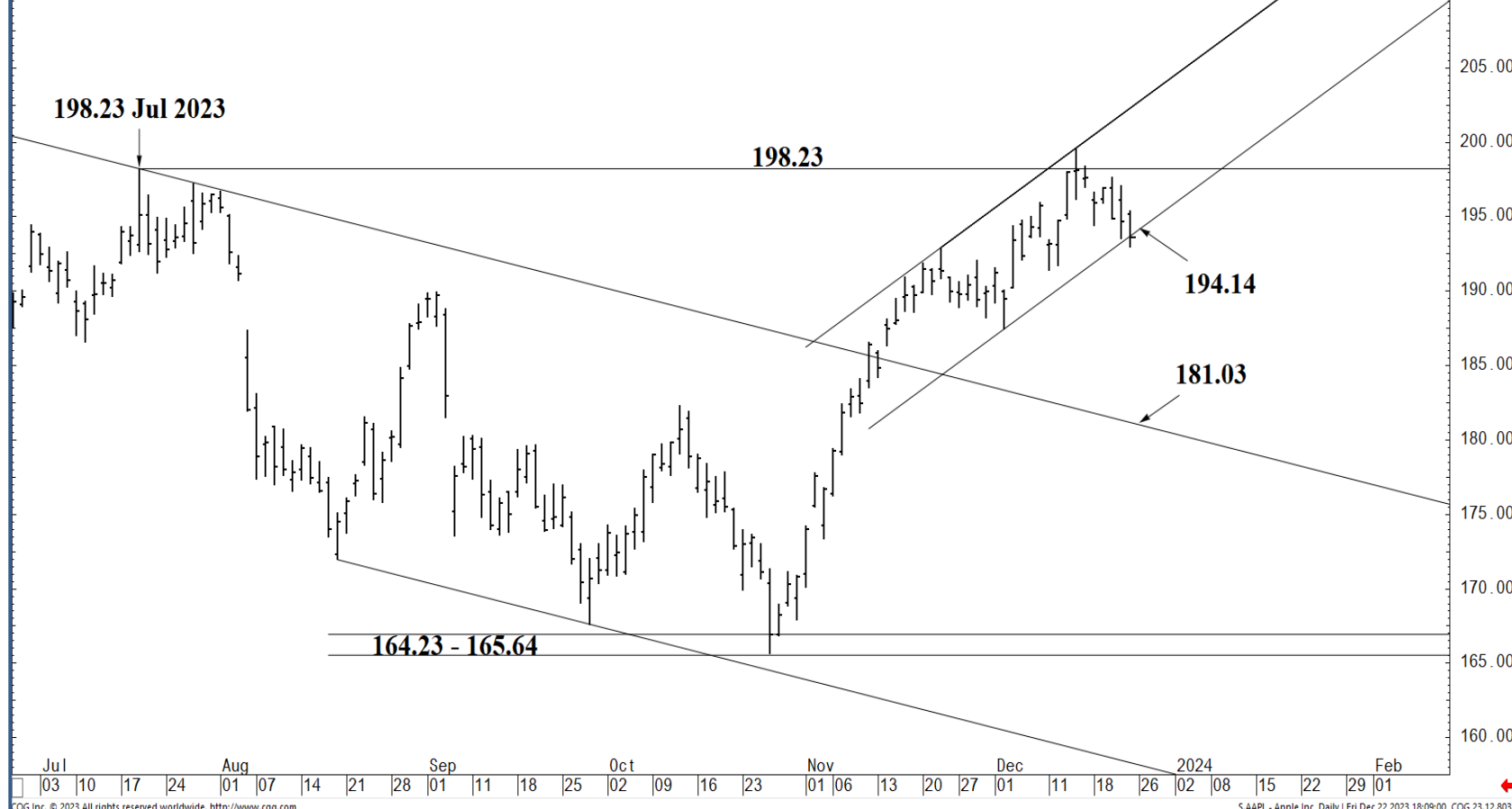
### Support and Resistance

<b>202.38 *** weekly containment</b>
200.96 * minor
199.62 * minor
198.87 * minor
198.23 * intra-day containment
197.68 * minor
<b>197.14 * session containment UP</b>
196.30 * minor
195.51 * minor
194.83 * minor
<b>194.14 *** weekly containment UP</b>
<b>192.97 *** weekly containment DP</b>
191.97 * minor
191.42 * intra-day containment
190.69 * minor
189.98 * minor
187.45 * minor
<b>186.65 * session containment</b>
186.03 * minor
185.01 * minor
<b>181.59 **** multi-wk contain UP</b>
<b>181.03 **** multi-wk contain DP</b>



O= 195.18  
 H= 195.41  
 L= 192.97  
 L= 193.60✓  
 Δ= -1.08

**Apple (AAPL) daily chart**



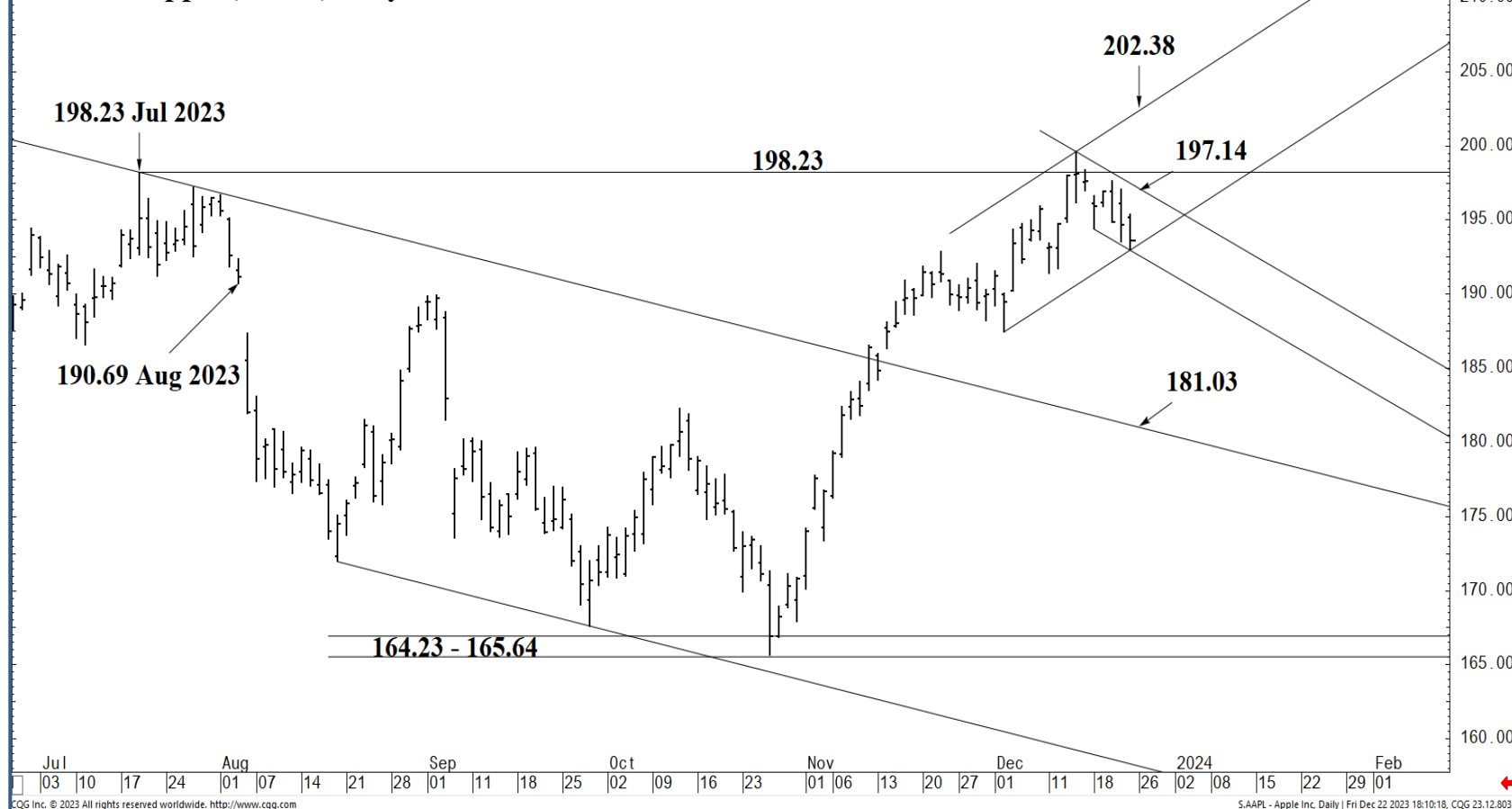
### Support and Resistance

- 202.38 \*\*\* weekly containment**
- 200.96 \* minor
- 199.62 \* minor
- 198.87 \* minor
- 198.23 \* intra-day containment
- 197.68 \* minor
- 197.14 \* session containment UP**
- 196.30 \* minor
- 195.51 \* minor
- 194.83 \* minor
- 194.14 \*\*\* weekly containment UP**
- 192.97 \*\*\* weekly containment DP**
- 191.97 \* minor
- 191.42 \* intra-day containment
- 190.69 \* minor
- 189.98 \* minor
- 187.45 \* minor
- 186.65 \* session containment**
- 186.03 \* minor
- 185.01 \* minor
- 181.59 \*\*\*\* multi-wk contain UP**
- 181.03 \*\*\*\* multi-wk contain DP**



O= 195.18  
 H= 195.41  
 L= 192.97  
 L= 193.60✓  
 Δ= -1.08

### Apple (AAPL) daily chart



### Support and Resistance

- 202.38 \*\*\* weekly containment**
- 200.96 \* minor
- 199.62 \* minor
- 198.87 \* minor
- 198.23 \* intra-day containment
- 197.68 \* minor
- 197.14 \* session containment UP**
- 196.30 \* minor
- 195.51 \* minor
- 194.83 \* minor
- 194.14 \*\*\* weekly containment UP**
- 192.97 \*\*\* weekly containment DP**
- 191.97 \* minor
- 191.42 \* intra-day containment
- 190.69 \* minor
- 189.98 \* minor
- 187.45 \* minor
- 186.65 \* session containment**
- 186.03 \* minor
- 185.01 \* minor
- 181.59 \*\*\*\* multi-wk contain UP**
- 181.03 \*\*\*\* multi-wk contain DP**

COG Inc. © 2023 All rights reserved worldwide. <http://www.cog.com>

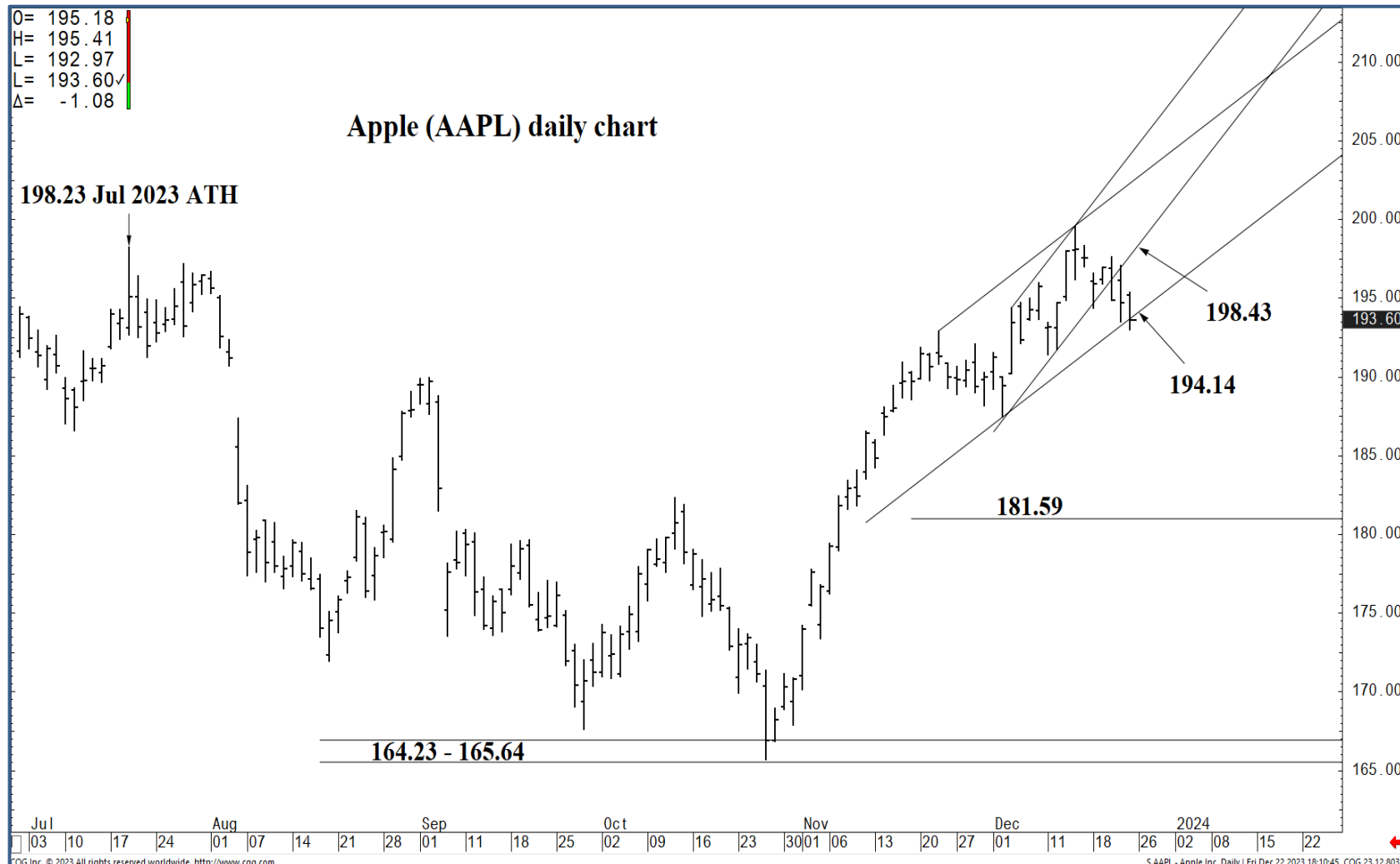
S:AAPL - Apple Inc, Daily | Fri Dec 22 2023 18:10:18, COG 23.12.8032



O= 195.18  
 H= 195.41  
 L= 192.97  
 L= 193.60✓  
 Δ= -1.08

### Apple (AAPL) daily chart

198.23 Jul 2023 ATH



### Support and Resistance

**202.38 \*\*\* weekly containment**

- 200.96 \* minor
- 199.62 \* minor
- 198.87 \* minor
- 198.23 \* intra-day containment
- 197.68 \* minor

**197.14 \* session containment UP**

- 196.30 \* minor
- 195.51 \* minor
- 194.83 \* minor

**194.14 \*\*\* weekly containment UP**

**192.97 \*\*\* weekly containment DP**

- 191.97 \* minor
- 191.42 \* intra-day containment
- 190.69 \* minor
- 189.98 \* minor
- 187.45 \* minor

**186.65 \* session containment**

- 186.03 \* minor
- 185.01 \* minor

**181.59 \*\*\*\* multi-wk contain UP**

**181.03 \*\*\*\* multi-wk contain DP**

Jul 03 10 17 24 Aug 01 07 14 21 28 Sep 01 11 18 25 Oct 02 09 16 23 Nov 30 01 06 13 20 27 Dec 01 11 18 26 2024 02 08 15 22

CGG Inc. © 2023 All rights reserved worldwide. <http://www.cgg.com>

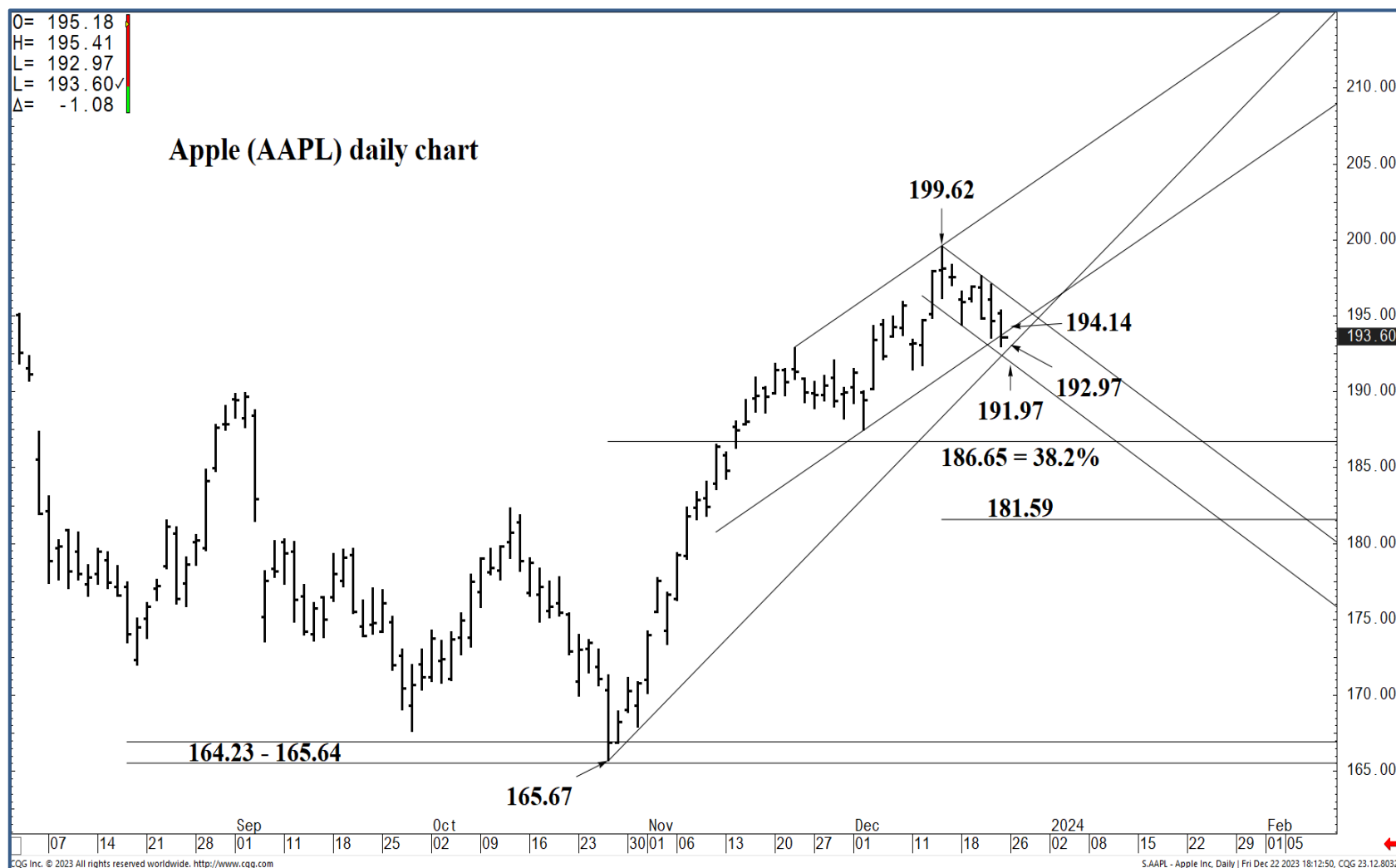
S.AAPL - Apple Inc, Daily | Fri Dec 22 2023 18:10:45, CQG 23.12.8032





O= 195.18  
 H= 195.41  
 L= 192.97  
 L= 193.60✓  
 Δ= -1.08

### Apple (AAPL) daily chart



### Support and Resistance

- 202.38 \*\*\* weekly containment**
- 200.96 \* minor
- 199.62 \* minor
- 198.87 \* minor
- 198.23 \* intra-day containment
- 197.68 \* minor
- 197.14 \* session containment UP**
- 196.30 \* minor
- 195.51 \* minor
- 194.83 \* minor
- 194.14 \*\*\* weekly containment UP**
- 192.97 \*\*\* weekly containment DP**
- 191.97 \* minor
- 191.42 \* intra-day containment
- 190.69 \* minor
- 189.98 \* minor
- 187.45 \* minor
- 186.65 \* session containment**
- 186.03 \* minor
- 185.01 \* minor
- 181.59 \*\*\*\* multi-wk contain UP**
- 181.03 \*\*\*\* multi-wk contain DP**

